


Economic Commission for Latin America and the Caribbean
**ECLAC SUBREGIONAL HEADQUARTERS
FOR THE CARIBBEAN**



Evaluation report of the workshop on the use of the updated ECLAC Disaster Assessment Methodology

Nassau, the Bahamas



UNITED NATIONS

ECLAC



UNITED NATIONS



Economic Commission for Latin America and the Caribbean
Subregional Headquarters for the Caribbean

Workshop on the use of the updated
ECLAC Disaster Assessment Methodology
14 -15 November 2018
Nassau, the Bahamas

LIMITED
LC/CAR/2018/12
3 December 2018
ORIGINAL: ENGLISH

**EVALUATION REPORT OF THE WORKSHOP ON THE USE OF THE
UPDATED ECLAC DISASTER ASSESSMENT METHODOLOGY**
—
NASSAU, THE BAHAMAS

This report has been reproduced without formal editing.

This document was prepared by Luciana Fontes de Meira, Associate Environmental Affairs Officer, under the supervision of Omar Bello, Coordinator, Sustainable Development and Disaster Unit, ECLAC subregional headquarters for the Caribbean.

The views expressed in this document, which has been reproduced without formal editing, are those of the authors and do not necessarily reflect the views of the Organization.

CONTENTS

A. INTRODUCTION.....	2
B. GENERAL INFORMATION	2
1. Place and date of the training course	2
2. Attendance	2
C. SUMMARY OF KEY OUTCOMES OF THE TRAINING COURSE	3
D. SUMMARY OF EVALUATIONS	3
1. Content, delivery and trainers	3
2. Organization of the course.....	6
3. Responses and comments to open-ended questions	6
E. CONCLUSIONS.....	7
Annex I List of participants	8
Annex II Programme.....	10
Annex III Evaluation form	13
Annex IV Responses to close-ended questions	15

A. INTRODUCTION

1. The Economic Commission for Latin America and the Caribbean (ECLAC) has been a pioneer in the field of disaster assessment and in the development and dissemination of the Disaster Assessment Methodology. The organization's history in assessing disasters started in 1972 with the earthquake that struck Managua, Nicaragua. Since then, ECLAC has led more than 100 assessments of the social, environmental and economic effects and impacts of disasters in 28 countries in the region.
2. The Sustainable Development and Disaster Unit provides expert assistance in disaster assessment and disaster risk reduction to Caribbean states and to all countries across Latin America. Considering that assessing the effects and impacts of disasters is critical to the Latin American and Caribbean countries, the Unit designs, plans and delivers periodic tailor-made training courses based on countries' demand.
3. The training course is designed for policymakers and professionals involved directly with disaster risk management and risk reduction. Considering that the methodology is comprehensive in scope, it is also planned for sector specialists, providing a multisector overview of the situation after a disaster, as well as an economic estimate of the damages, losses and additional costs.
4. In October 2017, ECLAC was requested to provide technical assistance in the evaluation of the impacts and effects of Hurricane Irma and Maria in The Bahamas. The evaluation was conducted for a period of one week and was attended by a multidisciplinary team of ECLAC staff and external experts supported financially and logistically by the local the Interamerican Development Bank (IDB) office. The final report highlighted the social, infrastructure, productive and macroeconomic impacts of the event and recommended actions for a resilient reconstruction of affected areas.
5. In order to present the evaluation's results, to provide clarity and transparency regarding the methodology used in the evaluation, and to support Bahama's efforts to incorporate prevention, estimation, and risk reduction in public investment plans and development programs a follow-up training activity on the use of DaLA methodology was planned in the country.
6. This workshop had the logistical and financial support from the Interamerican Development Bank (IDB) and the financing of the Caribbean Catastrophe Risk Insurance Facility Segregated Portfolio Company (CRRIF SPC).

B. GENERAL INFORMATION

1. Place and date of the training course

5. A training session on the "Disaster Assessment Methodology" was held from 14 to 15 November 2018, in Nassau, the Bahamas.

2. Attendance

6. The training course targeted multisector specialists selected with the support of the IDB country office and included 40 participants from several public-sector organizations.
7. The course was facilitated by the Coordinator and the Associate Environmental Affairs Officer of the Sustainable Development and Disaster Unit, a Public Information of ECLAC subregional headquarters for the Caribbean and a CCRIF SPC staff.

C. SUMMARY OF KEY OUTCOMES OF THE TRAINING COURSE

8. Sectors reviewed in the presentation reflected the same topics included in the final report, as well as, the examples used to demonstrate the application of the methodology to real case scenarios. The following sessions were included in the two-day programme: (1) presentation of report's results and basic concepts of the methodology; (2) affected populations; (3) health; (4) housing (5) education; (6) telecommunication;(7) power; (8) tourism; (9) financial protection and resilient recovery; (10) macroeconomic impacts and consolidation of results.

9. A representative from CCRIF SPC gave a presentation on the financial protection strategies that increase the ability of national and subnational governments, homeowners, businesses, agricultural producers, and low-income populations to respond quickly to disasters.

9. In order to help participants, understand the practical use of the methodology, exercises were made available to help participants assimilate the concepts discussed.

10. ECLAC team shared the experience of various governments in the Caribbean region in incorporating disaster risk reduction in public investment and used examples of other disaster risk management initiatives and best practices to clarify the application and usefulness of the methodology. Moreover, the sessions discussed the findings of the assessment mission carried out in Anguilla and identified the vulnerabilities and positive developments in disaster and risk management.

D. SUMMARY OF EVALUATIONS

11. An evaluation questionnaire was provided to elicit participants' feedback on diverse aspects of the course. This section of the report presents a summary of the comments provided by participants on the final day of the training.

12. Thirty-seven participants attended the training, 27 were female and 10 were male. Twenty-seven participants responded to the questionnaire, 18 from the public sector and 5 from the private sector and other organizations. The full list of participants is annexed to the report.

13. In terms of knowledge of the topic, 7 participants replied that they had never participated in a training course on disaster assessment before, while 14 participants replied that they had received training on the subject previously.

TABLE 1
PRIOR TRAINING IN DISASTER ASSESSMENT

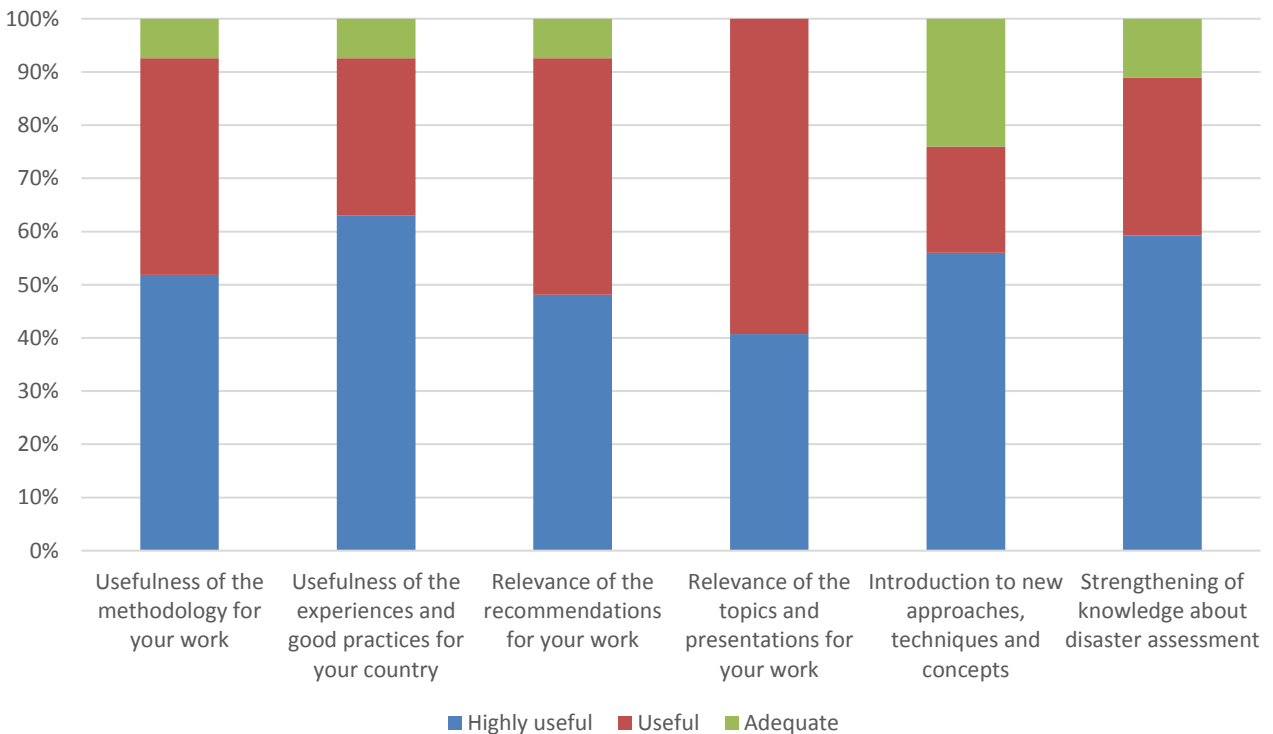
		Frequency	Percent of valid answers	Cumulative Percent
Valid	Yes	14	67.0	67.0
	No	7	33.0	100.0
	Total	21	100.0	100.0

1. Content, delivery and trainers

14. Twenty-five respondents reported that the training course met their expectations.

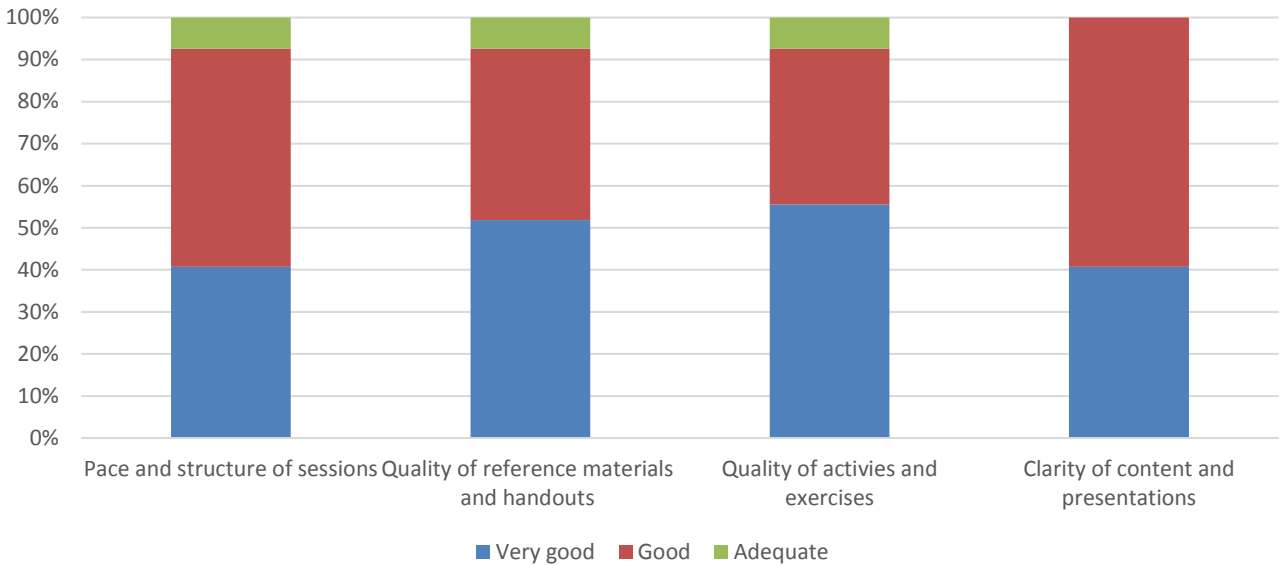
15. Considering a 5-point scale ranging from inadequate to highly useful, in terms of the impact and relevance of the training, 11 respondents considered that the topics and presentations were highly useful (41 per cent), 16 useful (59 per cent) for their work. Considering the relevance of the recommendations given during the training, 13 respondents rated them as highly useful (48 per cent), 12 useful (44 per cent) and 2 as adequate (7 per cent). Seventeen participants agreed that the presentation of other countries' experiences and good practices was either highly useful (63 per cent) or 8 useful (30 per cent) and 2 adequate (7 per cent). Respondents considered the course highly useful (56 per cent), useful (20 per cent) or adequate (24 per cent) in introducing them to new approaches, techniques and concepts. Similarly, participants agreed that the training was highly useful (59 per cent), useful (30 per cent) or adequate (11 per cent) in strengthening their knowledge of disaster assessment. It is also worth noting that 14 participants (52 per cent) agreed that the methodology was highly useful, 11 useful (41 per cent) and 2 per cent adequate (7 per cent) for their work and that it was very likely (52 per cent) or likely (44 per cent) that they would use the newly acquired knowledge in their daily work.

FIGURE 1
PARTICIPANTS' FEEDBACK ON THE SUBSTANTIVE CONTENT OF THE WORKSHOP



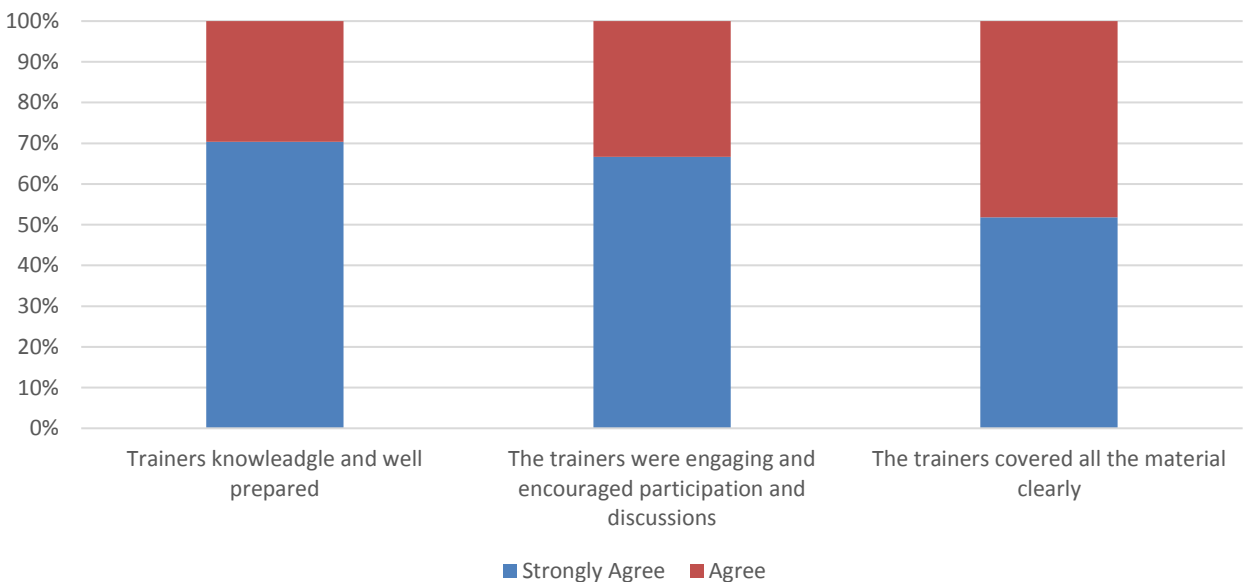
16. In evaluating the content delivery on a 5-point scale from poor to very good, participants considered that the pace and structure of sessions was good (52 per cent) or very good (41 per cent) and adequate (7 per cent). The quality of materials was also rated as good (52 per cent) or very good (41 per cent) or adequate (7 per cent), as well as the quality of actives and exercises rated as very good (56 per cent), good (37 per cent) or adequate (7 per cent). Participants also highly rated the clarity of content (41 per cent considered it very good and 59 rated as good and one per cent as adequate).

FIGURE 2
PARTICIPANTS' FEEDBACK ON CONTENT DELIVERY



17. Regarding the quality of the trainers, respondents strongly agreed (70 per cent) or agreed (30 per cent) that the trainers were knowledgeable and well prepared. Likewise, 52 per cent strongly agreed and 48 per cent agreed that all the materials were clearly covered and that trainers were engaging and encouraged questions and participation (67 per cent strongly agree and 33 per cent agree).

FIGURE 3
PARTICIPANTS' FEEDBACK ON THE FACILITATORS OF THE WORKSHOP



2. Organization of the course

18. Participants were asked to rate specific elements of the organization of the course using a 5-point scale from strongly disagree to strongly agree. Sixty-seven per cent of respondents strongly agreed and 30 per cent agreed that the location of the training was convenient and that the space was comfortable and conducive to learning.

3. Responses and comments to open-ended questions

19. The general responses received to open-ended questions were the following:

What were the most important outcomes/recommendations of the course?

- Learning damage and costs calculation for different sectors.
- The usage of population density maps for estimations.
- The importance of upgrading poles for telecommunication services.
- Learning to identify vulnerabilities and items to consider during an assessment.
- Learning the methods to obtain consistent baseline data.
- Understanding how a disaster assessment can be done.
- Applying recommendations received for the standard disaster protocols.
- Learning to collect baseline information and research data from various sources to complete adequate assessments.
- The importance to acquire and maintain a comprehensive database for a more viable estimation of damage and losses.

Based on the contents of the course, could you provide examples of the importance of incorporating the Sustainable Development Goals into planning processes?

- The valuation of various assets can help in the planning and disaster mitigation efforts and as result in the achievement of the SDGs.
- SDGs provides proper forward planning and proper preparation for disasters. Including these as part of the development planning strategies can help to mitigate future impacts.
- Building a more resilient infrastructure. Improving health care and education and following up with country leaders to ensure building/structures are properly inspected.
- SDGs speaks about inclusion and improvement of all aspects of communities which helps to build resilience.
- Strengthening mitigation, preparedness and disaster response is connected to the successful implementation of several SDGs.
- Gender consideration, as part of the SDGs, are also important in disaster and risk management

How do you expect to apply the knowledge acquired in this course?

- In projects requiring valuation of assets and costs associated with losses and replacement of these damaged assets.
- Providing accurate information during the post disaster assessment when requested.
- Being able to have a good baseline on the hazards that affects the Bahamas and information on the existing assets.
- Being able to provide more detailed information when conducting a disaster assessment.
- Sharing the information with colleagues in respective departments.

Strengths of the training:

- Knowledge and expertise of presenters.
- Usage of real life examples and data.
- Presenters were approachable.
- Clarity of the concepts in the methodology and explanations.
- Clarity about how data can be collected and reported.
- Knowledge of the sectorial approach to disaster assessment and knowing where to collect the baseline data.
- Quality of the handouts and information shared and good extra reading materials.
- The wide range of experience by ECLAC

Areas of improvement:

- Step by step solution of exercises.
- Longer time for exercises and more opportunities for discussion.
- More interactive presentations.
- Longer training as it is a lot of information to absorb in a short time.
- Simplify the exercises to accommodate the majority and supervise people closely while doing the exercise.

E. CONCLUSIONS

20. Overall, the training was highly valued, and the participants' responses reflected a high level of satisfaction with the content of the course, quality of materials and expertise of trainers. Participants appreciated the practical application of the methodology to assess damages and losses and the use of data and information from the Bahamas' reports and other countries in the region to illustrate it. Participants also understood the importance of collecting sectoral data permanently to have reliable baseline information in case of a disaster and expressed the will to share the knowledge acquired with colleagues and supervisors in their respective organizations.

21. Participants highlighted the importance of incorporating disaster and risk management aspects to policies and plans to decrease vulnerabilities and support the implementation of the SDGs and demonstrated to have understood the connection between disaster and risk management and sustainable development.

22. Participants commended the organizers on the content of the course and the way it presented a complex topic in a simple and engaging way. The open-ended questions demonstrate that the course was able to not only highlight the importance of damage and loss assessments in different type of disasters, but also demonstrated the relevance of incorporating cross-sector measures to reduce vulnerabilities. It also demonstrates how the course might have a larger impact, since it was mentioned that the knowledge and material provided would be shared with other colleagues in the respective work place. The main suggestions of participants were related to the relative short time of the workshop considering the amount of content and more focus on the usage of practical exercises to apply the concepts learned.

Annex I**List of participants**

Brendalee Adderley, Department of Statistics, email: brendaleeadderley@bahamas.gov.bs

Kelli Armstrong, Caribbean Coastal Services Limited, email: karmstrong@caribbeancoastal.com

Natalie Bethel, Inter-Ameri, e-mail: can Development Bank, e-mail: natalieb@iadb.org

Ebone Blyden, Ministry of Environment and Housing, email: eboneblyden@bahamas.gov.bs

Lisa Bowleg, Department of Social Services, email: lisabowleg@bahamas.gov.bs

Romeiko Burrows, email: romeikoburrows@gmail.com

Mary Butler, Dept. of Meteorology, email: mary.butl@gmail.com

Ian Bullard, Ministry of Public Works, email: ianbullard@bahamas.gov.bs

Vashele Campbell, Aliv, email: vashele.campbell@bealiv.com

Eartha Charlow, Department of Social Services, email: earthacharlow@bahamas.gov.bs

Charlene Collie-Harris, Bahamas Power & Light, email: CWCollie@bplco.com

Tonelle Cornish, Department of Social Services, email: tonellecornish@bahamas.gov.bs

Eleanor Davis, National Emergency Management Agency, email: eleanordavis@bahamas.gov.bs

Chitralekha Deopersad, Inter-American Development Bank, email: cdeopersad@iadb.org

Alleria Ferguson, Department of Social Services, email: alleriaferguson@bahamas.gov.bs

Denise Fountain

Doyle Fox, Ministry of Tourism, email: dfox@bahamas.com

Dorothea Gomez, Department of Social Services, email: dorotheagomez@bahamas.gov.bs

Racquel Greene, Ministry of Public Works, email: racquelgreene@bahamas.gov.bs

Karen Hepburn, Ministry of Finance, email: karenhepburn@bahamas.gov.bs

Arnold King, Dept. of Meteorology, email: arnoldking112@gmail.com

Gayle Moncur, National Emergency Management Agency, email: gaylemoncur@bahamas.gov.bs

Cherolyn Moss, BTC, email:Cherolyn.Moss@btcbahamas.com

Lisa Pinder, Bahamas Red Cross, email: lpinder@bahamasredcross.org

Vachenda Roberts, Department of Gender & Family Affairs, email: chendaroberts@outlook.com

Daniel Robinson, Ministry of Public Works, email: danielrobinson@bahamas.gov.bs

Allicia Rolle, Department of Gender & Family Affairs, email: rolleallicia@gmail.com

Sherry Rolle, BTC, email: sherry.rolle@btcbahamas.com

Gabrielle Romer, Department of Social Services, email: gabrielleromer@bahamas.gov.bs

Stephen Russell, National Emergency Management Agency, email: stephenrussell@bahamas.gov.bs

Benjamin Smith, BTC, email: Benjamin.Smith@btcbahamas.com

Ronnie Stevenson, University of The Bahamas, email: ronnie.stevenson@ub.edu.bs

Ava Strachan, Ministry of Finance, email: avastrachan@bahamas.gov.bs

Antonique Strachan

Mike Stubbs, Department of Meteorology, email: mikestubbs56@gmail.com

Mevelyn Symonette, Department of Gender & Family Affairs, email: melvelynsymonette@bahamas.gov.bs

Caroline Turnquest, Bahamas Red Cross, email: redcross@bahamas.net.bs

**Economic Commission for Latin America and the Caribbean
Subregional Headquarter for the Caribbean**

Omar Bello, Coordinator, Sustainable Development and Disaster Unit, email: omar.bello@un.org

Luciana Fontes de Meira, Associate Environmental Affairs Officer, Sustainable Development and Disaster Unit, email: lucianafontesdemeira@un.org

Blaine Marcano, Public Information Assistant, email: blaine.marcano@un.org

Annex II**Programme**

Day 1	
8:30 – 9:00	Arrival and registration of participants
9:00 – 9:15	Welcome Remarks. Mr. Michael Nelson, IDB
09:15 – 10:15	<p>Disaster Assessment Methodology: introduction and basic concepts Omar D. Bello, ECLAC</p> <p>This session introduces the multisectoral and multidisciplinary approach of the methodology and presents its key concepts. These concepts have been standardized, allowing each sector's analysis to provide a comprehensive estimate of disasters' impacts on society.</p>
10:15 – 10:30	Break
10:30 – 11:15	<p>Affected population Luciana Fontes de Meira; ECLAC</p> <p>The correct assessment of affected population is essential for the general analysis of the event and for the estimation of damage and losses in various sectors. It also provides an independent comparison criterion to evaluate the consistency and coherence of all estimates. In addition, its definition constitutes the starting point to guide the efforts to overcome the emergency and to fix the priorities of rehabilitation and reconstruction.</p>
11:15 – 12:00	<p>Health Omar D. Bello, ECLAC</p> <p>The health sector comprises the analysis of damages and losses in activities of production, distribution and consumption of goods and services protecting and promoting the health of individuals and groups.</p>
12:00 – 13:00	Lunch
13:00 – 13:45	<p>Education Luciana Fontes de Meira; ECLAC</p> <p>The education sector includes public and private education at all levels and for any profession. Damages to education facilities and education material are assessed, as well as losses derived from the interruption of classes and costs related to the usage of schools as shelters.</p>
13:45 – 14:15	<p>Practical exercise – Education Luciana Meira, ECLAC</p>
14:15 – 14:30	Break
14:30 – 15:30	<p>Housing Omar D. Bello, ECLAC</p> <p>This sector includes the evaluation of damage and losses in all buildings designed for housing purposes, as well as public buildings and public spaces. Certain elements of urban</p>

	infrastructure and equipment (water, sanitation and electricity) can also be included, although their evaluation happens separately.
15:30-16:00	Practical exercise – Housing Blaine Marcano, ECLAC
Day 2	
9:00 – 10:00	Telecommunications Blaine Marcano, ECLAC The telecommunications sector is of special importance during emergencies because communication services are vital to the support of disaster response and rebuilding. This sector comprises the analysis of damages to wired and wireless network operations, satellite-based services and other telecommunication activities, as well as the losses derived from the service interruption.
10:00 – 10:30	Practical exercise – Telecommunication Blaine Marcano, ECLAC
10:30 – 10:45	Break
10:45 – 11:30	Transportation Blaine Marcano, ECLAC The transport sector includes the analysis of damage and losses in all subsectors such as water transport (maritime, river, lake and port), air and rail. The impacts of disasters in transport infrastructure as well as means and options for a fast and resilient recuperation will be presented and discussed.
11:30 – 12:15	Tourism Omar D. Bello, ECLAC Tourism is becoming increasingly important in several economies in Latin America, and especially in the Caribbean, which makes these economies particularly vulnerable to disasters' impacts in this sector. Therefore, the examination of economic impacts of disasters on hotels, travel agencies, tourism operators and other recreation services will be discussed.
12:15 – 13:15	Lunch
13:15 – 14:15	Consolidation of effects and macroeconomic impacts Omar D. Bello, ECLAC This session will present the way which all data gathered in different sectors can be consolidate and used as a basis for estimating the impacts on countries' macroeconomic aggregates, such as GDP, employment, public finances and external accounts.
14:15 – 14:45	Financial protection and resilient recovery – The role of risk transfer in enhancing fiscal sustainability in the Caribbean and the case of CCRIF SPC Disaster preparedness and risk management has important implications for daily decisions that are made by people in a wide variety of contexts. Through funding and

	expertise, CCRIF supports countries to develop and implement tailored financial protection strategies that increase the ability of national and subnational governments, homeowners, businesses, agricultural producers, and low-income populations to respond quickly to disasters. In this section, these mechanisms will be presented and discussed.
14:45 – 15:15	Course assessment and distribution of certificates

Annex III

Evaluation Form
Training Course: Disaster Assessment Methodology

WORKSHOP EVALUATION

In an effort to assess the effectiveness and impact of this training course, kindly complete the following evaluation form. Your responses will be invaluable in providing feedback on the overall workshop, identifying areas of weakness and help improve the organization of future courses.

- | | | |
|---------------------------------|--------------------------------------|----------------------------------------------------------------|
| Sex | Age | Sector |
| <input type="checkbox"/> Female | <input type="checkbox"/> 30 or under | <input type="checkbox"/> Public |
| <input type="checkbox"/> Male | <input type="checkbox"/> 31 – 40 | <input type="checkbox"/> Private |
| | <input type="checkbox"/> 41 – 50 | <input type="checkbox"/> Academia |
| | <input type="checkbox"/> 51 or over | <input type="checkbox"/> Other (NGO, social organization, etc) |

Country of origin: _____

Institution(s) you represent: _____

Title/Position: _____

1. Have you received training in disaster assessment prior to this course? Yes No

2. Content Delivery & Organization	Very Good	Good	Adequate	Below Average	Poor
Pace and structure of the sessions	[]	[]	[]	[]	[]
Quality of reference materials and handouts	[]	[]	[]	[]	[]
Quality of activities and exercises	[]	[]	[]	[]	[]
Clarity of the content and presentations	[]	[]	[]	[]	[]
How would you rate the course overall?	[]	[]	[]	[]	[]

3. Facilitator	Strongly Agree	Agree	Neutral	Disagree	Strongly Disagree
The trainers were knowledgeable and well prepared	[]	[]	[]	[]	[]
The trainers were engaging and encouraged questions and participation	[]	[]	[]	[]	[]
The trainers covered all the material clearly	[]	[]	[]	[]	[]

4. Facilities	Strongly Agree	Agree	Neutral	Disagree	Strongly Disagree

The location of the training was convenient [] [] [] [] []
 The training space was comfortable and conducive to learning [] [] [] [] []

5. Impact	Highly Useful	Useful	Adequate	Inadequate	Highly Inadequate
Relevance of the topics and presentations for your work	[]	[]	[]	[]	[]
Relevance of the recommendations for your work	[]	[]	[]	[]	[]
Introduction to new approaches and techniques	[]	[]	[]	[]	[]
Strengthening of knowledge about disaster assessment	[]	[]	[]	[]	[]
Usefulness of the methodology for your work	[]	[]	[]	[]	[]
Usefulness of the experiences and good practices for your country	[]	[]	[]	[]	[]

6. Did the training meet your expectations? Yes [] No []

7. What is the likelihood of using what you learned in this training?

Likely	Very Likely	Neutral	Unlikely	Highly Unlikely
[]	[]	[]	[]	[]

8. What were the most important outcomes/ recommendations of the course?

9. Based on the contents of the course, could you provide examples of the importance of incorporating the Sustainable Development Goals into planning processes?

10. How do you intend/expect to apply the knowledge acquired in this training course?

11. Strengths of the training:

12. Areas of improvement:

Annex IV**Responses to close-ended questions**

Table 1. Sex

		Frequency	Valid Percent	Cumulative Percent
Valid	Female	14	61	61
	Male	9	39	100.0
	Total	23	100	

Table 2. Age

		Frequency	Valid Percent	Cumulative Percent
Valid	30 or under	2	8	8
	31-40	5	20	28
	41-50	6	24	52
	50 or over	12	48	100.0
	Total	25	100	

Table 3. Sector

		Frequency	Valid Percent	Cumulative Percent
Valid	Public	18	78	78
	Private	4	17	96
	Other	1	4	100
	Total	23	100.0	

Table 4. Prior training in disaster assessment

		Frequency	Valid Percent	Cumulative Percent
Valid	Yes	14	67	67
	No	7	33	100.0
	Total	21	100	

Table 5. Pace and structure of the sessions

		Frequency	Valid Percent	Cumulative Percent
Valid	Very good	11	41	41
	Good	14	52	93
	Adequate	2	7	100
	Total	27	100.0	

Table 6. Quality of the materials and handouts

		Frequency	Valid Percent	Cumulative Percent
Valid	Very good	14	52	52
	Good	11	41	93
	Adequate	2	7	100
	Total	27	100.0	

Table 7. Quality of the activities and exercises

		Frequency	Valid Percent	Cumulative Percent
Valid	Very good	15	56	56
	Good	10	37	93
	Adequate	2	7	100
	Total	27	100.0	

Table 8. Clarity of the content and presentations

		Frequency	Valid Percent	Cumulative Percent
Valid	Very good	11	41	41
	Good	16	59	100
	Adequate	0	0	100
	Total	27	100.0	

Table 9. Overall rate of the course

		Frequency	Valid Percent	Cumulative Percent
Valid	Very good	17	63	63
	Good	10	37	100
	Adequate	0	0	100
	Total	27	100.0	

Table 10. The trainers were knowledgeable and well prepared

		Frequency	Valid Percent	Cumulative Percent
Valid	Strongly agree	19	70	70
	Agree	8	30	100
	Adequate	0	0	100
	Total	27	100.0	

Table 11. The trainers were engaging and encouraged participation and discussions

		Frequency	Valid Percent	Cumulative Percent
Valid	Strongly agree	18	67	67
	Agree	9	33	100
	Adequate	0	0	100
	Total	27	100.0	

Table 12. The trainers covered all the material clearly

		Frequency	Valid Percent	Cumulative Percent
Valid	Strongly agree	14	52	52
	Agree	13	48	100
	Adequate	0	0	100
	Total	27	100.0	

Table 13. The location of the training was convenient

		Frequency	Valid Percent	Cumulative Percent
Valid	Strongly agree	18	67	67
	Agree	8	30	96
	Neutral	1	4	100
	Total	27	100.0	

Table 14. The training space was comfortable and conducive to learning

		Frequency	Valid Percent	Cumulative Percent
Valid	Strongly agree	18	67	67
	Agree	8	30	96
	Neutral	1	4	100
	Total	27	100.0	

Table 15. Relevance of the topics and presentations for your work

		Frequency	Valid Percent	Cumulative Percent
Valid	Highly useful	11	41	41
	Useful	16	59	100
	Adequate	0	0	100
	Total	27	100.0	

Table 16. Relevance of the recommendations for your work

		Frequency	Valid Percent	Cumulative Percent
Valid	Highly useful	13	48	48
	Useful	12	44	93
	Adequate	2	7	100
	Total	27	100.0	

Table 17. Introduction to new approaches, techniques and concepts

		Frequency	Valid Percent	Cumulative Percent
Valid	Highly useful	14	56	56
	Useful	5	20	76
	Adequate	6	24	100
	Total	25	100.0	

Table 18. Strengthening of knowledge about disaster assessment

		Frequency	Valid Percent	Cumulative Percent
Valid	Highly useful	16	59	59
	Useful	8	30	89
	Adequate	3	11	100
	Total	27	100.0	

Table 19. Usefulness of the methodology for your work

		Frequency	Valid Percent	Cumulative Percent
Valid	Highly useful	14	52	52
	Useful	11	41	93
	Adequate	2	7	100.0
	Total	27	100.0	

Table 20. Usefulness of the experiences and good practices for your country

		Frequency	Valid Percent	Cumulative Percent
Valid	Highly useful	17	63	63
	Useful	8	30	93
	Adequate	2	7	100
	Total	27	100.0	

Table 21. Did the training meet your expectations?

		Frequency	Valid Percent	Cumulative Percent
Valid	Yes	25	100	100
	No			

Table 22. What is the likelihood of using what you learned in this training?

		Frequency	Valid Percent	Cumulative Percent
Valid	Very likely	14	52	52
	Likely	12	44	96
	Improbable	1	4	100
	Total	27	100.0	



Economic Commission for Latin America and the Caribbean (ECLAC)
Comisión Económica para América Latina y el Caribe (CEPAL)
www.eclac.org