


Economic Commission for Latin America and the Caribbean
**ECLAC SUBREGIONAL HEADQUARTERS
FOR THE CARIBBEAN**



Evaluation report of the workshop on the use of the updated ECLAC Disaster Assessment Methodology

The Valley, Anguilla



UNITED NATIONS

ECLAC



UNITED NATIONS



Economic Commission for Latin America and the Caribbean
Subregional Headquarters for the Caribbean

Workshop on the use of the updated
ECLAC Disaster Assessment Methodology
24–25 October 2018
The Valley, Anguilla

LIMITED
LC/CAR/2018/11
21 November 2018
ORIGINAL: ENGLISH

**EVALUATION REPORT OF THE WORKSHOP ON THE USE OF THE
UPDATED ECLAC DISASTER ASSESSMENT METHODOLOGY**

—
THE VALLEY, ANGUILLA

This report has been reproduced without formal editing.

This document was prepared by Luciana Fontes de Meira, Associate Environmental Affairs Officer, under the supervision of Omar Bello, Coordinator, Sustainable Development and Disaster Unit, ECLAC subregional headquarters for the Caribbean.

The views expressed in this document, which has been reproduced without formal editing, are those of the authors and do not necessarily reflect the views of the Organization.

CONTENTS

A. INTRODUCTION.....	2
B. GENERAL INFORMATION	2
1. Place and date of the training course	2
2. Attendance	2
C. SUMMARY OF KEY OUTCOMES OF THE TRAINING COURSE	3
D. SUMMARY OF EVALUATION	3
1. Content, delivery and trainers.....	3
2. Organization of the course.....	6
3. Responses and comments to open-ended questions	6
E. CONCLUSIONS.....	7
Annex I List of participants	8
Annex II Evaluation questionnaire	9
Annex III Responses to close-ended questions.....	11

A. INTRODUCTION

1. The Economic Commission for Latin America and the Caribbean (ECLAC) has been a pioneer in the field of disaster assessment and in the development and dissemination of the Disaster Assessment Methodology. The organization's history in assessing disasters started in 1972 with the earthquake that struck Managua, Nicaragua. Since then, ECLAC has led more than 100 assessments of the social, environmental and economic effects and impacts of disasters in 28 countries in the region.
2. The Sustainable Development and Disaster Unit provides expert assistance in disaster assessment and disaster risk reduction to Caribbean states and to all countries across Latin America. Considering that assessing the effects and impacts of disasters is critical to the Latin American and Caribbean countries, the Unit designs, plans and delivers periodic tailor-made training courses based on countries' demand.
3. The training course is designed for policymakers and professionals involved directly with disaster risk management and risk reduction. Considering that the methodology is comprehensive in scope, it is also planned for sector specialists, providing a multisector overview of the situation after a disaster, as well as an economic estimate of the damages, losses and additional costs.
4. In October 2017, ECLAC was requested to provide technical assistance in the evaluation of the impacts and effects of Hurricane Irma and Maria in the island of Anguilla. The evaluation was conducted for a period of one week and was attended by a multidisciplinary team of ECLAC staff and external experts. The final report highlighted the social, infrastructure, productive and macroeconomic impacts of the event and recommended actions for a resilient reconstruction of affected areas.
5. In order to present the evaluation's results, to provide clarity and transparency regarding the methodology used in the evaluation, and to support Anguilla's efforts to incorporate prevention, estimation, and risk reduction in public investment plans and development programs a follow-up training activity on the use of DaLA methodology was planned in the country. This activity was funded by the Caribbean Catastrophe Risk Insurance Facility Segregated Portfolio Company (CCRIF SPC) under the framework of the Work Programme 2018-2019 that ECLAC has with that institution.

B. GENERAL INFORMATION

1. Place and date of the training course

5. A training session on the "Disaster Assessment Methodology" was held from 24 to 25 October 2018 in Anguilla.

2. Attendance

6. The training course targeted multisector specialists invited by the Government of Anguilla and included seventeen participants from several public-sector organizations.
7. The course was facilitated by the Coordinator of the Sustainable Development and Disaster Unit, the Public Information Assistant and the Economic Affairs Assistant of the Economic Development Unit of ECLAC subregional headquarters for the Caribbean. A staff member of the CCRIF SPC also gave a presentation via videoconference.

C. SUMMARY OF KEY OUTCOMES OF THE TRAINING COURSE

8. Sectors reviewed in the presentation reflected the same topics included in the final report, as well as, the examples used to demonstrate the application of the methodology to real case scenarios. The following sessions were included in the two-day programme: (1) presentation of report's results and basic concepts of the methodology; (2) affected populations; (3) health; (4) housing (5) education; (6) agriculture;(7) tourism; (8) water and sanitation; (9) transportation; (10) telecommunications; (11) macroeconomic impacts and consolidation of results.

9. In order to help participants, understand the practical use of the methodology, exercises were made available to help participants assimilate the concepts discussed.

10. ECLAC team shared the experience of various governments in the Caribbean region in incorporating disaster risk reduction in public investment and used examples of other disaster risk management initiatives and best practices to clarify the application and usefulness of the methodology. Moreover, the sessions discussed the findings of the assessment mission carried out in Anguilla and the vulnerabilities and positive developments in disaster and risk management identified.

D. SUMMARY OF EVALUATIONS

11. An evaluation questionnaire was provided to elicit participants' feedback on diverse aspects of the course. This section of the report presents a summary of the comments provided by participants on the final day of the training.

12. Thirteen participants attended the training, 7 were female (58 per cent) and 5 were male (42 per cent). All participants responded to the questionnaire. The full list of participants is annexed to the report.

13. In terms of knowledge of the topic, 7 participants replied that they had never participated on a training course on disaster assessment before, while 6 participants replied that they had received training on the subject previously.

TABLE 1
PRIOR TRAINING IN DISASTER ASSESSMENT

		Frequency	Percent of valid answers	Cumulative Percent
Valid	Yes	7	54	54
	No	6	46	100
	Total	13	100	100

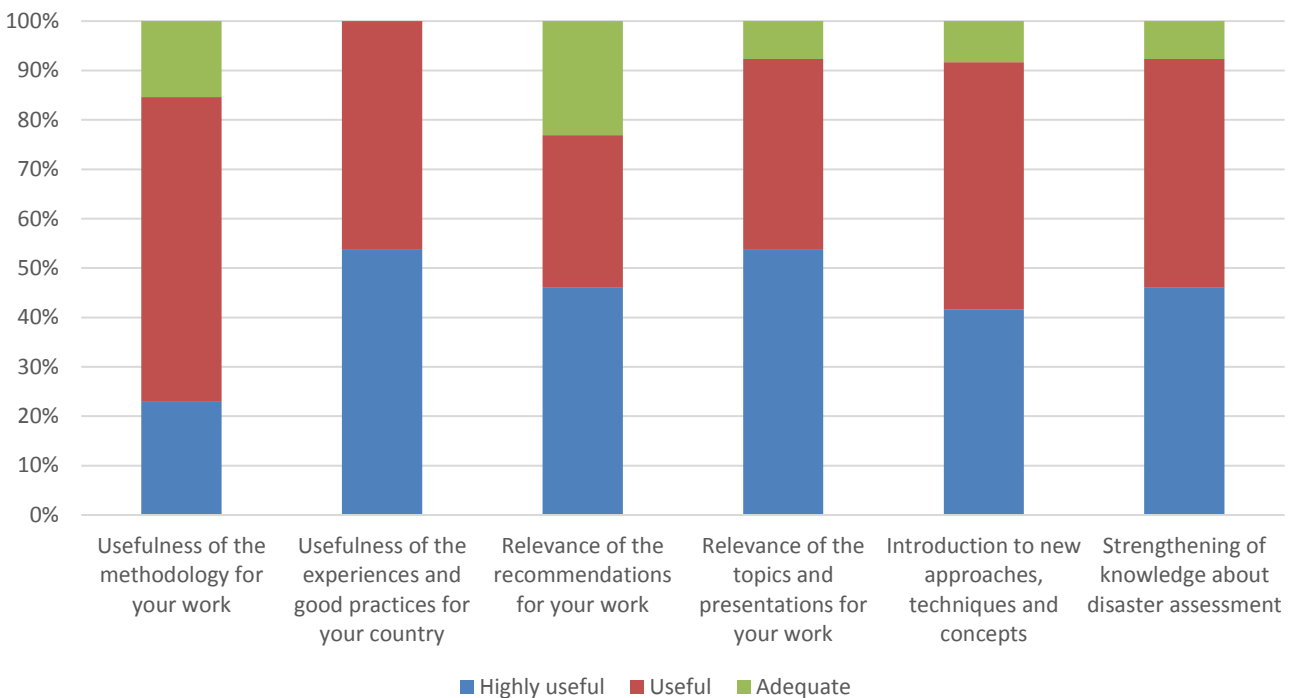
1. Content, delivery and trainers

14. All respondents reported that the training course met their expectations.

15. Considering a 5-point scale ranging from inadequate to highly useful, in terms of the impact and relevance of the training, respondents considered that the topics and presentations were highly useful (54 per cent), useful (38 per cent) or adequate (8 per cent) for their work. Considering the relevance of the recommendations given during the training, 46 per cent of respondents rated them as highly useful, 31 per cent as useful and 23 per cent as adequate. Participants agreed that the presentation of other countries'

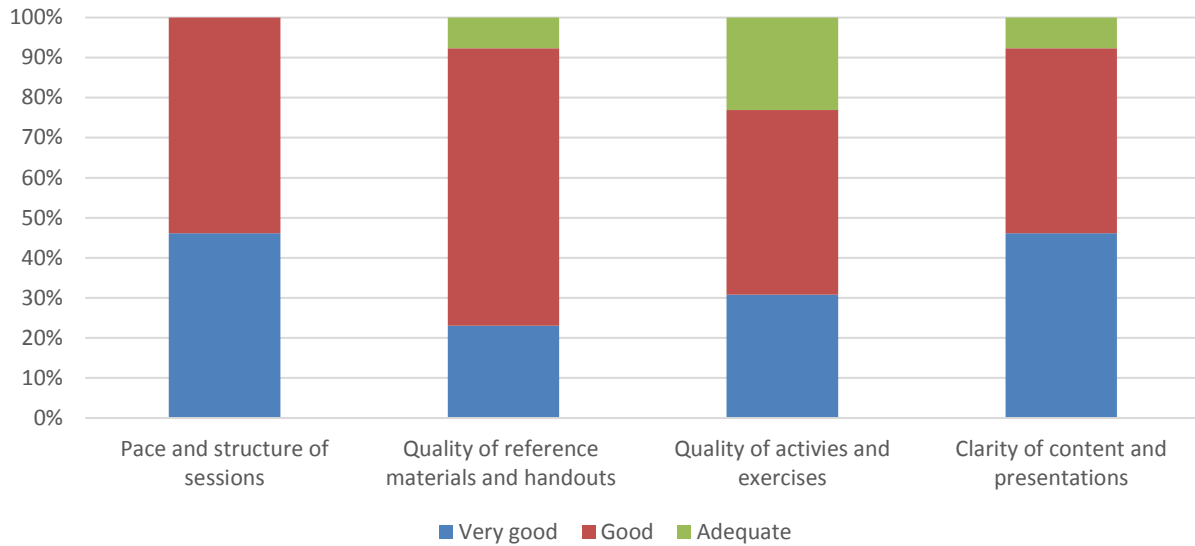
experiences and good practices was either highly useful (54 per cent) or useful (46 per cent). Respondents considered the course highly useful (42 per cent), useful (50 per cent) or adequate (8 per cent) in introducing them to new approaches, techniques and concepts. Similarly, participants agreed that the training was highly useful (46 per cent), useful (46 per cent) or adequate (8 per cent) in strengthening their knowledge of disaster assessment. It is also worth noting that 23 per cent agreed that the methodology was highly useful, 62 per cent useful and 15 per cent adequate for their work and that it was very likely (54 per cent) or likely (46 per cent) that they would use the newly acquired knowledge in their daily work.

FIGURE 1
PARTICIPANTS' FEEDBACK ON THE SUBSTANTIVE CONTENT OF THE WORKSHOP



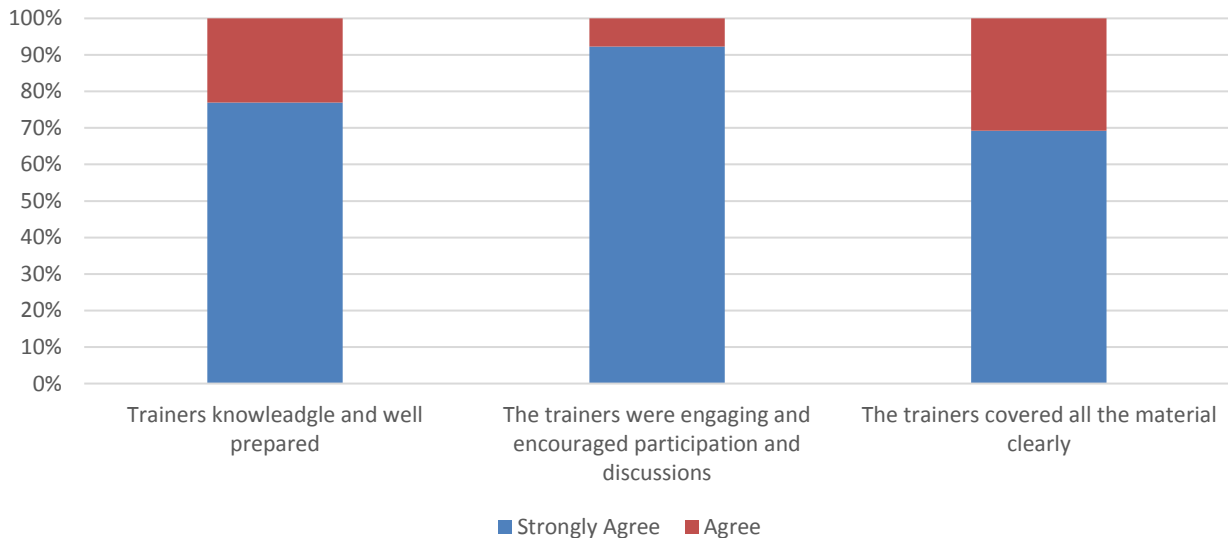
16. In evaluating the content delivery on a 5-point scale from poor to very good, participants considered that the pace and structure of sessions was good (54 per cent) or very good (46 per cent). The quality of materials was also rated as good (69 per cent) or very good (23 per cent) or adequate (8 per cent), as well as the quality of actives and exercises rated as very good (31 per cent), good (46 per cent) or adequate (23 per cent). Participants also highly rated the clarity of content (46 per cent considered it very good and 46 rated as good and one per cent as adequate).

FIGURE 2
PARTICIPANTS' FEEDBACK ON CONTENT DELIVERY



17. Regarding the quality of the trainers, respondents strongly agreed (77 per cent) or agreed (23 per cent) that the trainers were knowledgeable and well prepared. Likewise, 69 per cent strongly agreed and 4 per cent agreed that all the materials were clearly covered and that trainers were engaging and encouraged questions and participation (92 per cent strongly agree and 8 per cent agree).

FIGURE 3
PARTICIPANTS' FEEDBACK ON THE FACILITATORS OF THE WORKSHOP



2. Organization of the course

18. Participants were asked to rate specific elements of the organization of the course using a 5-point scale from strongly disagree to strongly agree. Ninety-five per cent of respondents strongly agreed or agreed that the location of the training was convenient and that the space was comfortable and conducive to learning.

3. Responses and comments to open-ended questions

19. The general responses received to open-ended questions were the following:

What were the most important outcomes/recommendations of the course?

- Using real case examples
- The recommendations to decrease potential losses in disasters
- Learning to generate damage and losses assessment reports for minor to moderate disasters
- The need to constantly collect data to facilitate posterior decision-making
- A more holistic approach to disaster preparedness

Based on the contents of the course, could you provide examples of the importance of incorporating the Sustainable Development Goals into planning processes?

- Pre-assessment studies help to monitor SDGs
- Incorporating SDGs into recommendation for strengthening of local policies, laws and strategies for future structural development
- SDGs can facilitate the planning process

How do you expect to apply the knowledge acquired in this course?

- Forming a team to conduct DaLA assessment in the event of a disaster in the country
- Having a methodology to assess disasters impacts
- Collecting better data prior to any event to have a strong baseline
- Quantify costs connected to disaster debris collection
- Plan to share knowledge with other colleagues and engage in cooperation with people in the office of statistics for data collection
- Try to develop an effective system to capture logistics in relief considering specificities of the affected population
- Collecting data for better informed decision related to disasters

Strengths of the training:

- Using real country examples and scenarios to explain the usage of the methodology
- Sharing examples of best practices in other countries in the region
- Clear and concise presentations
- Knowledge and expertise of presenters

Areas of improvement:

- More practical exercises should have been incorporated
- Handouts, since a lot of information is embraced in the PowerPoint presentations
- Make concepts clearer for those who do not have an economic background
- More examples on how data was collected
- More time for the course.

E. CONCLUSIONS

20. Overall, the training was highly valued, and the participants' responses reflected a high level of satisfaction with the content of the course and expertise of trainers. Participants appreciated the practical application of the methodology to assess damages and losses and the use of examples from countries in the region to illustrate it. They also understood the importance of collecting sectoral data permanently to have reliable baseline information in case of a disaster.

21. Participants highlighted the need to involve their organizations in collecting sectoral data and forming a baseline inventory of assets. They also expressed the importance of incorporating disaster and risk management aspects to policies and plans to decrease vulnerabilities and support the implementation of the SDGs. The main suggestions of participants were related to the relative short time of the workshop considering the amount of content and usage of practical exercises to apply the concepts learned.

22. Participants commended the organizers on the content of the course and the way it presented a complex topic in a simple and engaging way. The open-ended questions demonstrate that the course was able to not only highlight the importance of damage and loss assessments in different type of disasters, but also demonstrated the relevance of incorporating cross-sector measures to reduce vulnerabilities. It also demonstrates how the course might have a larger impact, since it was mentioned that the knowledge and material provided would be shared with other colleagues in their respective work place.

Annex I**List of participants**

Aisha Andrewin, Department of Social Development, email: Aisha.andrewin@gov.ai

Damian Barker, Department of Disaster Management, email: Damian.barker@gov.ai

Gina Brooks, Statistics Department, email: Gina.brooks@gov.ai

Kahlea Clifton, Water Corporation of Anguilla, email: Kahlea.clifton@wca.ai

Rhon Connor Department of Environment email: Rhon.connor@gov.ai

Kasseem Forde, Ministry of Justice and Legal Affairs email: Kasseem.forde@gov.ai

Angele Henry, email: Angelene.henry@haa.ai

Kathleen Rogers, Public relations email: Kathleen.rogers@gov.ai

Claudius Gumbs, email: Kathleen.rogers@gov.ai

Kieran Kentish, email: Kieran.kentish@gov.ai

Melissa Meade, Department of Disaster Management, email: Melissa.meade@gov.ai

Tavia Nelson-Connor, Ministry of Finance, email: Tavia.Nelson-Connor@gov.ai

Lavelle Niles, email: Lavelle.niles@gov.ai

Andia Ravariere, Statistics Department, e-mail: Andia.ravariere@gov.ai

Kenroy Rawlins, email: Kenroy.rawlins@gov.ai

Alwyn Richardson, Department of Disaster Management, email: Alwyn.richardson@gov.ai

Susan Hodge, Department of Disaster Management, email: Susan.hodge@gov.ai

**Economic Commission for Latin America and the Caribbean
Subregional Headquarter for the Caribbean**

Omar Bello, Coordinator, Sustainable Development and Disaster Unit. Email: omar.bello@eclac.org

Blaine Marcano, Public Information Assistant, email: blaine.marcano@eclac.org

Machel Pantin, Economic Affairs Assistant, Economic Development Unit, email: machel.pantin@eclac.org

Annex II

Evaluation Form
Training Course: Disaster Assessment Methodology

WORKSHOP EVALUATION

In an effort to assess the effectiveness and impact of this training course, kindly complete the following evaluation form. Your responses will be invaluable in providing feedback on the overall workshop, identifying areas of weakness and help improve the organization of future courses.

Sex

 Female Male

Age

 30 or under 31 – 40 41 – 50 51 or over

Sector

 Public Private Academia Other (NGO, social organization, etc)**Country of origin:** _____**Institution(s) you represent:** _____**Title/Position:** _____1. Have you received training in disaster assessment prior to this course? Yes No

2. Content Delivery & Organization	Very Good	Good	Adequate	Below Average	Poor
Pace and structure of the sessions	[]	[]	[]	[]	[]
Quality of reference materials and handouts	[]	[]	[]	[]	[]
Quality of activities and exercises	[]	[]	[]	[]	[]
Clarity of the content and presentations	[]	[]	[]	[]	[]
How would you rate the course overall?	[]	[]	[]	[]	[]

3. Facilitator	Strongly Agree	Agree	Neutral	Disagree	Strongly Disagree
The trainers were knowledgeable and well prepared	[]	[]	[]	[]	[]
The trainers were engaging and encouraged questions and participation	[]	[]	[]	[]	[]
The trainers covered all the material clearly	[]	[]	[]	[]	[]

4. Facilities	Strongly Agree	Agree	Neutral	Disagree	Strongly Disagree

The location of the training was convenient [] [] [] [] []
 The training space was comfortable and conducive to learning [] [] [] [] []

5. Impact	Highly Useful	Useful	Adequate	Inadequate	Highly Inadequate
Relevance of the topics and presentations for your work	[]	[]	[]	[]	[]
Relevance of the recommendations for your work	[]	[]	[]	[]	[]
Introduction to new approaches and techniques	[]	[]	[]	[]	[]
Strengthening of knowledge about disaster assessment	[]	[]	[]	[]	[]
Usefulness of the methodology for your work	[]	[]	[]	[]	[]
Usefulness of the experiences and good practices for your country	[]	[]	[]	[]	[]

6. Did the training meet your expectations? Yes [] No []

7. What is the likelihood of using what you learned in this training?

Very Likely	Likely	Neutral	Unlikely	Highly Unlikely
[]	[]	[]	[]	[]

8. What were the most important outcomes/ recommendations of the course?

9. Based on the contents of the course, could you provide examples of the importance of incorporating the Sustainable Development Goals into planning processes?

10. How do you intend/expect to apply the knowledge acquired in this training course?

11. Strengths of the training:

12. Areas of improvement:

Annex III**Responses to close-ended questions**

Table 1. Sex

		Frequency	Valid Percent	Cumulative Percent
Valid	Female	7	58	58
	Male	5	42	100.0
	Total	12	100	

Table 2. Age

		Frequency	Valid Percent	Cumulative Percent
Valid	30 or under	1	8	8
	31-40	4	33	42
	41-50	5	42	83
	50 or over	2	17	100.0
	Total	12	100	

Table 3. Sector

		Frequency	Valid Percent	Cumulative Percent
Valid	Public	11	100	100
	Private	0	0	100
	Other	0	0	100
	Total	11	100.0	

Table 4. Prior training in disaster assessment

		Frequency	Valid Percent	Cumulative Percent
Valid	Yes	7	54	54
	No	6	46	100.0
	Total	13	100	

Table 5. Pace and structure of the sessions

		Frequency	Valid Percent	Cumulative Percent
Valid	Very good	6	46	46
	Good	7	54	100
	Adequate	0	0	100
	Total	13	100.0	

Table 6. Quality of the materials and handouts

		Frequency	Valid Percent	Cumulative Percent
Valid	Very good	3	23	23
	Good	9	69	92
	Adequate	1	8	100
	Total	13	100.0	

Table 7. Quality of the activities and exercises

		Frequency	Valid Percent	Cumulative Percent
Valid	Very good	4	31	31
	Good	6	46	77
	Adequate	3	23	100
	Total	13	100.0	

Table 8. Clarity of the content and presentations

		Frequency	Valid Percent	Cumulative Percent
Valid	Very good	6	46	46
	Good	6	46	92
	Adequate	1	8	100
	Total	13	100.0	

Table 9. Overall rate of the course

		Frequency	Valid Percent	Cumulative Percent
Valid	Very good	5	38	38
	Good	7	54	92
	Adequate	1	8	100
	Total	13	100.0	

Table 10. The trainers were knowledgeable and well prepared

		Frequency	Valid Percent	Cumulative Percent
Valid	Strongly agree	10	77	77
	Agree	3	23	100
	Adequate	0	0	100
	Total	13	100.0	

Table 11. The trainers were engaging and encouraged participation and discussions

		Frequency	Valid Percent	Cumulative Percent
Valid	Strongly agree	12	92	92
	Agree	1	8	100
	Adequate	0	0	100
	Total	13	100.0	

Table 12. The trainers covered all the material clearly

		Frequency	Valid Percent	Cumulative Percent
Valid	Strongly agree	9	69	69
	Agree	4	31	31
	Adequate	0	0	100
	Total	13	100.0	

Table 13. The location of the training was convenient

		Frequency	Valid Percent	Cumulative Percent
Valid	Strongly agree	6	46	46
	Agree	6	46	92
	Neutral	1	8	100
	Total	13	100.0	

Table 14. The training space was comfortable and conducive to learning

		Frequency	Valid Percent	Cumulative Percent
Valid	Strongly agree	8	62	62
	Agree	5	38	100
	Neutral	0	0	100
	Total	13	100.0	

Table 15. Relevance of the topics and presentations for your work

		Frequency	Valid Percent	Cumulative Percent
Valid	Highly useful	7	54	54
	Useful	5	38	92
	Adequate	1	8	100
	Total	13	100.0	

Table 16. Relevance of the recommendations for your work

		Frequency	Valid Percent	Cumulative Percent
Valid	Highly useful	6	46	46
	Useful	4	31	77
	Adequate	3	23	100
	Total	13	100.0	

Table 17. Introduction to new approaches, techniques and concepts

		Frequency	Valid Percent	Cumulative Percent
Valid	Highly useful	5	42	42
	Useful	6	50	92
	Adequate	1	8	100
	Total	12	100.0	

Table 18. Strengthening of knowledge about disaster assessment

		Frequency	Valid Percent	Cumulative Percent
Valid	Highly useful	6	46	46
	Useful	6	46	92
	Adequate	1	8	100
	Total	13	100.0	

Table 19. Usefulness of the methodology for your work

		Frequency	Valid Percent	Cumulative Percent
Valid	Highly useful	3	23	23
	Useful	8	62	85
	Adequate	2	15	100.0
	Total	13	100.0	

Table 20. Usefulness of the experiences and good practices for your country

		Frequency	Valid Percent	Cumulative Percent
Valid	Highly useful	7	54	54
	Useful	6	46	100
	Total	13	100.0	

Table 21. Did the training meet your expectations?

		Frequency	Valid Percent	Cumulative Percent
Valid	Yes	13	100	100
	No	0		

Table 22. What is the likelihood of using what you learned in this training?

		Frequency	Valid Percent	Cumulative Percent
Valid	Very likely	4	33	33
	Likely	7	58	92
	Improbable	1	8	100
Total		12	100.0	



Economic Commission for Latin America and the Caribbean (ECLAC)
Comisión Económica para América Latina y el Caribe (CEPAL)
www.eclac.org