

Who is at risk of being left behind?

Alicia Bárcena

Executive Secretary of ECLAC and
coordinator of the Regional Commissions

High-Level Political Forum on Sustainable Development 2019
HQ, New York, Tuesday, 9 July 2019



United Nations
Regional commissions
ECA ECLAC ESCAP ESCWA UNECE



From hyperglobalization to political fragmentation and conflict: global shift since 2015



- 🌐 Accord of 193 countries
- 🌐 Eradicate poverty and hunger and universalize rights
- 🌐 Protect marine and terrestrial ecological integrity
- 🌐 Multilateral governance to provide global public goods
- 🌐 International cooperation essential to bridge gaps and assymetries



























- Tectonic changes in international political economy
- Mounting protectionism, weakening of multilateralism
- Paradox: international cooperation is declining precisely when it is most needed to implement the 2030 Agenda
- Growing inequalities and erosion of trust in democracy
- Increasing technological and trade rivalry

Fulfillment of the 2030 Agenda in Latin America and the Caribbean is at a critical point

Results of the simulation exercise

20 indicators/15 SDGs for Latin America and the Caribbean



Indicator	N. of indicators	Expected results	
 Under-5 mortality (SDG3)  Protected marine areas (SDG14)			The target has been reached
 Research and development expenditure (SDG9)  Inequalities (SDG10)  Internet use (SDG17)			Adequate trend
 Secondary education enrollment (SDG4)  Gender (SDG5)  Water and sanitation(ODS6)  Renewable energy (SDG7)  Sustainable consumption (ODS12)  Climate (SDG13)  Forest area (SDG15)  Share in global exports (SDG17)			The target would not be reached
 Undernourishment (SDG2)  Employment (SDG8)			Reversion of trend puts at risk the achievement of the targets
 Poverty and extreme poverty (SDG1)			Trends achievable only with high growth rates or better income distribution

Source: UN Economic Commission for Latin America and the Caribbean.

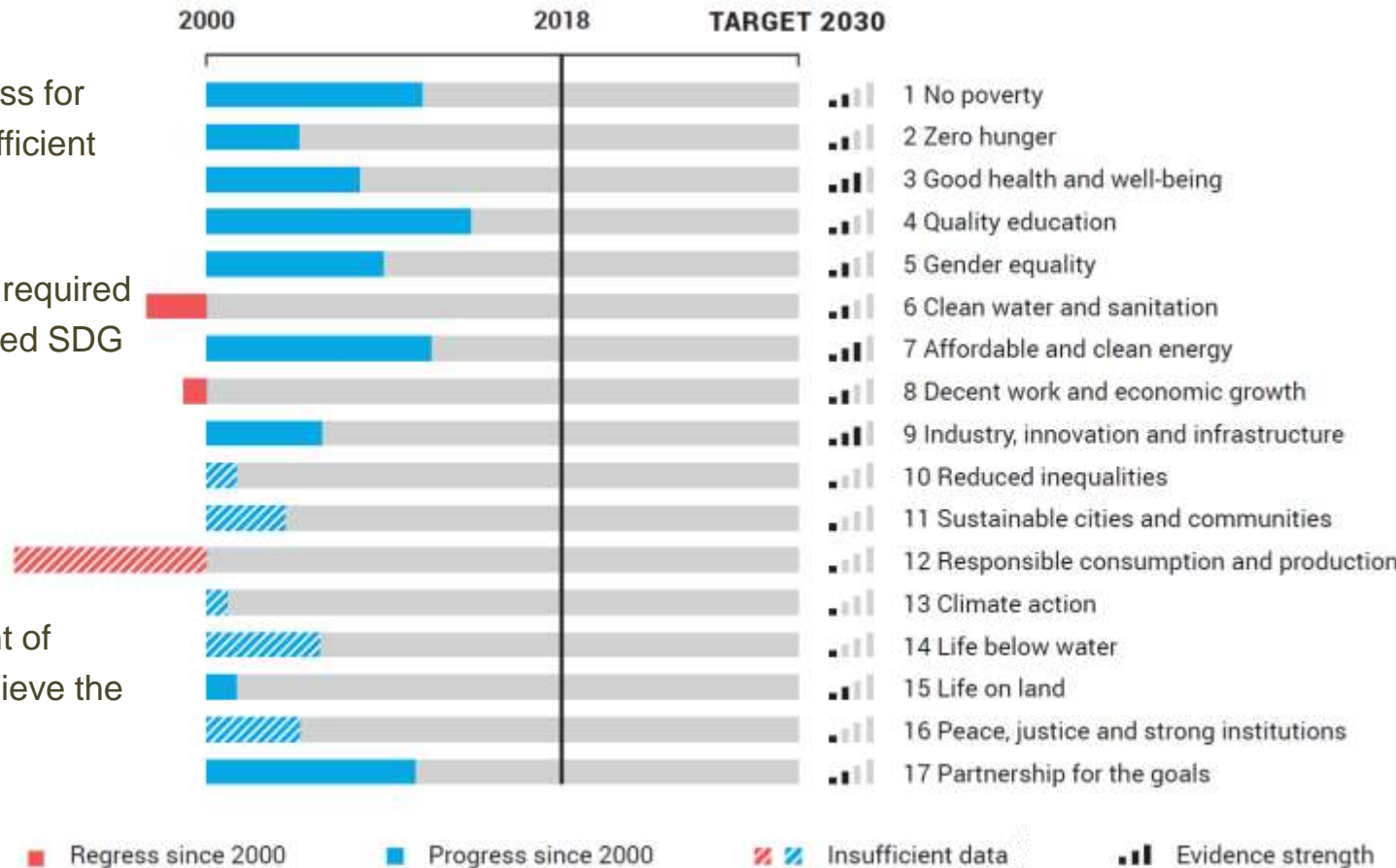
At the current rate, Asia-Pacific is not on track to achieve any of the SDGs

Stagnant or negative progress for over **50%** of the Goals; insufficient progress in others.

Complete course correction required for many **environment** related SDG targets and indicators.

Insufficient data remains a challenge

Annual additional investment of **\$1.5 trillions** needed to achieve the SDGs



Source: Asia and the Pacific SDG Progress Report 2019; Social Economic Survey of Asia and the Pacific 2019.

Progress towards achieving the Sustainable Development Goals is slow and uneven across the African continent

Goal	Basis value	Latest value	comments
 1 POVERTY	Extreme poverty: 41% [2013] (\$1.90/day)	34.9% [2015]	Slow progress.
 2 ZERO HUNGER	Undernourished: 20.7% (217mn) [2010]	21.3% (257 mn) [2016]	Rising food insecurity & undernourishment
 3 GOOD HEALTH AND WELL-BEING	Mortality: Under-5: 101/1,000 live births Maternal: 730/100,000 [2010]	75.5/1,000 542/100,000 [2017]	Large gains in health outcomes.
 4 QUALITY EDUCATION	Enrolment: Pre-primary: 28.5% Primary: 78.9% [2015]	39.2% 82.3% [2017]	Low quality, low completion
 5 GENDER EQUALITY	Primary school gender parity Women in parliament: 8% [1990]	96% [2017] 24% [2018]	Harmful practices remain
 6 CLEAN WATER AND SANITATION	Safely managed water sources. Water stress (N. Africa)	Africa*: 23.7% [2017]; 112%	*excluding N. Africa (N. Africa: 81%)
 7 AFFORDABLE AND CLEAN ENERGY	Electricity access: 44% [2010]	53% [2017]	Improving slowly
 8 DECENT WORK AND ECONOMIC GROWTH	Economic growth 4 % p.a. [2010-15] Labour productivity growth:	≈3.2% [2017-18] 1.4% p.a. [2001-2018]	Large potential: labour force ≈1.1 bn by 2030 Growth is not inclusive

 9 INDUSTRY, INNOVATION AND INFRASTRUCTURE	Air freight Air travel Rail transportation	Up by 34% Up by 18% [2010-2015] 6% of global total	Weak infrastructure and limited manufacturing value addition
 10 REDUCED INEQUALITIES	Gini Coefficient: Most unequal countries	0.43 [2015] excl. N. Africa; 7/10 in Africa	Gains in growth not shared
 11 SUSTAINABLE CITIES AND COMMUNITIES	Urban population growth; Slum population:	3.6% p.a. [2013-2016] 34% (212 mn people)	Fastest urbanizing region, but not exploited
 12 RESPONSIBLE CONSUMPTION AND PRODUCTION	Material extraction	2.8 bn tonnes vs. 40.7 bn T in Asia	Nationally determined contributions for Co2 reduction submitted
 13 CLIMATE ACTION	Implementing DRR actions Paris Agreement	Ongoing Signed by all	Environmental degradation, pollution, risks of flooding/terrorism key challenges
 14 LIFE BELOW WATER	Coastal states Coast length	38 (6 island) 40,000 km	Fast decline in forest areas
 15 LIFE ON LAND	% of forest areas to total land:	27% [2015] 30.8% [1990]	
 16 PEACE, JUSTICE AND STRONG INSTITUTIONS	Incidence of violence & related death rates:	25 countries had 100-5,000 deaths/ 100k [2015]	Weak institutions, weak rule of law, access to justice
 17 PARTNERSHIPS FOR THE GOALS	Annual investment needs: Tax-to-GDP ratio: 12% [2000] Remittances:	\$600-638 bn 17% [2017] \$77 bn [2017]	Scope for more tax revenue generation, good governance needed

Source: UN Economic Commission for Africa.

Achieving the 2030 Agenda in Arab region will require tackling development issues in a new interdisciplinary way that addresses both national and regional challenges, especially linked to the effects of conflict



OVER **15** MILLION

IS THE NUMBER OF **INTERNALLY DISPLACED PERSONS** IN 2018



9.7 MILLION

REFUGEES HOSTED IN THE ARAB REGION IN 2018.

1 IN EVERY 2 BATTLE-RELATED **DEATHS** REGISTERED WORLDWIDE **TOOK PLACE** IN THE **ARAB REGION**



Source: UN Economic and Social Commission for West Asia.



United Nations
Regional commissions
ECA ECLAC ESCAP ESCWA UNECE

Who is at risk of being left behind?

Alicia Bárcena



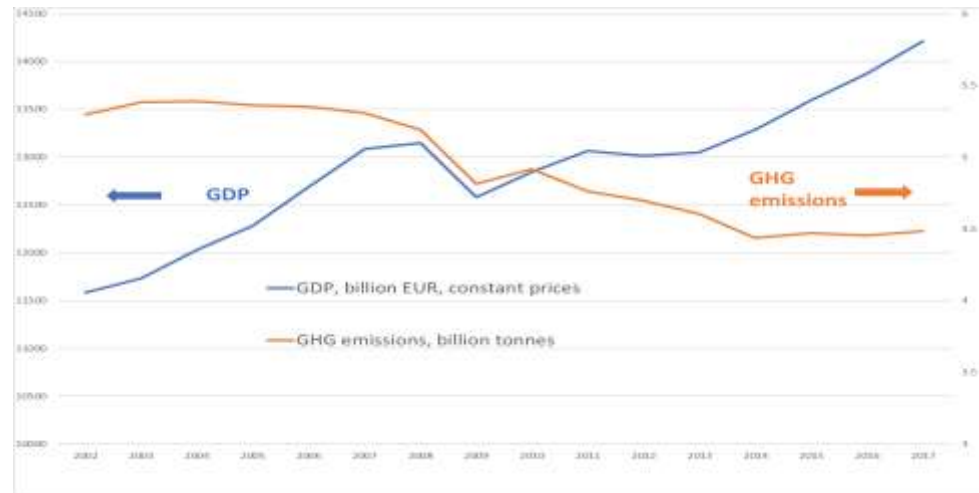
Mixed progress in the UNECE region

A region with good health indicators, increased use of renewable energy and growing climate finance but...

...inequality is rising, the gender gap is large and the progress in decoupling economic expansion from environmental degradation is insufficient

Accelerating progress requires stronger attention to accelerators such as gender equality and education and increasing policy coherence across sectors

Greenhouse gas emissions and GDP, EU28



Women in managerial positions, percentages



Source: UN Economic Commission for Europe.

In summary

- Without **changing the development patterns**, the goals of several SDGs would not be achieved.
- Central to achieving the SDGs is **to mobilize the means of implementation** (financing, technology, trade) the 2030 Agenda and **evaluate** its results.
- Policies for **equality and growth** are essential.
- **Great environmental push** with industrial, investment and innovation policies for a progressive structural change with environmental sustainability.



Active fiscal policies to finance the 2030 Agenda

4 tools to increase the fiscal space

1. Reduce tax evasion and illicit financial flows
2. Tax the digital economy and adopt environmental and health taxes
3. Rethink tax expenditure
4. Strengthen personal income tax and property tax

4 public spending and investment policies

1. Protect dual (social and labour) inclusion with social spending
2. Strengthen public investment in innovative technologies
3. Promote public-private partnerships for infrastructure and renewable energy
4. Redesign tax incentives for industrial policies

Multilateral regional space to strengthen fiscal policy

1. Adopt regional and global agreements to reduce tax evasion and avoidance and illicit flows
2. Reduce harmful tax competition
3. Reduce global asymmetries and strengthen dialogue with transnational companies

The 2030 Agenda calls for a new multilateralism

- That builds confidence in international cooperation and collective action for the provision of **global and regional public goods**
- That enhances **resilience** to financial, trade and technology shocks
- That **universalizes** welfare States and protects the rights of disadvantaged minorities
- That champions the **broad interests of the many** above those of organized groups in which capital and technology are concentrated
- That strengthens deliberative capacities, transparency and **informed debate** among all citizens



Regional value proposition to implement Agenda 2030

- Convening capabilities of intergovernmental sectoral bodies
- Regional fora for Sustainable Development
- Implementation of Agenda 2030 at national level needs regional integration and cooperation to:
 - Assess gaps and barriers for implementation
 - Reduce financial, technological and trade asymmetries
 - Combat tax avoidance and illicit funds
 - Address climate change particularly for SIDS
 - Nexus between development, humanitarian and migration
- Methods and peer learning on building the SDGs into national development plans, budgets and business models.
- Measure what we collectively decide: new indicators
- Technical cooperation upon demand to Member States and Resident Coordinators



Specific challenges of Middle Income Countries (MICs)

- Per capita income doesn't capture heterogeneity of social and economic development among MICs
- Heterogeneous dependency of ODA of MICs in Latin America and the Caribbean: from 1% to 30% of Gross Nominal Income
- Graduation to high-level income doesn't mean higher levels of well being
- Economic and environmental vulnerabilities of MICs, especially for SIDS
- Switch the perspective of development: from per capita income to **development in transition**



SUSTAINABLE
DEVELOPMENT
GOALS



United Nations