

LAC Marketplace Explorer Honduras | Annual Report 2022

Highlights

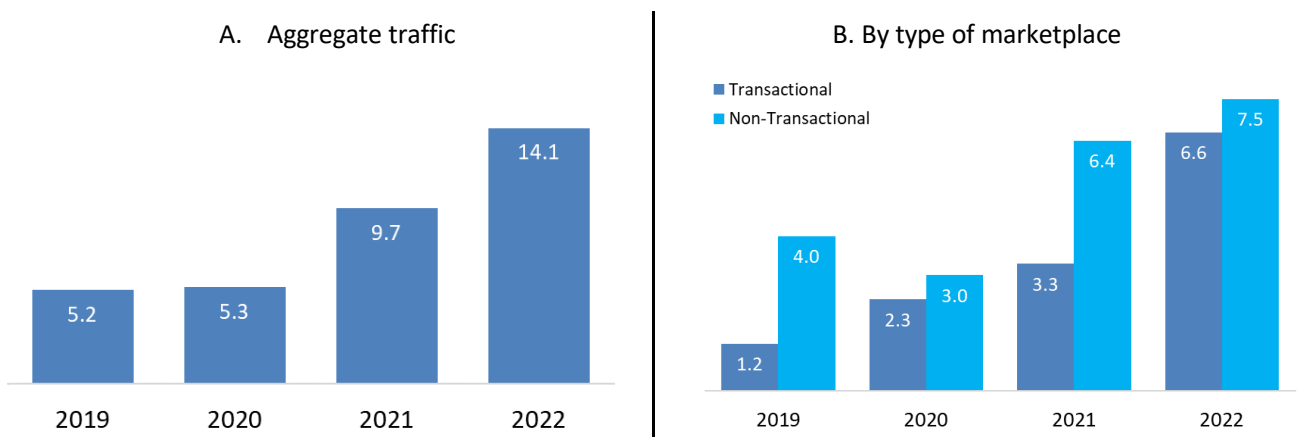
- Total marketplace traffic reached 14.1 million visits in 2022, up 45.8 per cent from 2021, expanding for the third time since 2019.
- Visits in both transactional and non-transactional sites grew.
- eBay dominates the marketplace landscape, concentrating 41.0 per cent share of total marketplace traffic.

1. Marketplace activity

Marketplace traffic totaled 14.1 million visits in 2022, a 45.8 per cent increase from the previous year (Figure 1.A). The rise was observed in both transactional and non-transactional sites, which increased 103.3 per cent and 8.3 per cent y.o.y., respectively (Figure 1.B). Most marketplace activity in Honduras remains concentrated in global marketplaces, which account for around 80 per cent of total traffic.

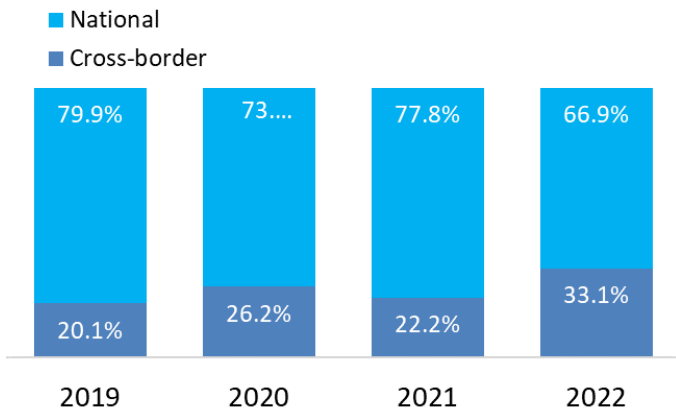
Honduras has a minimal impact on the overall regional traffic, accounting for less than 0.04 per cent of the total (Figure 3). In 2022, the percentage of cross-border visits to sites targeting to the country as a share of total visits was 33.1 per cent (Figure 2).

Figure 1. Evolution of marketplace traffic, Honduras, 2019-2022 (million visits)



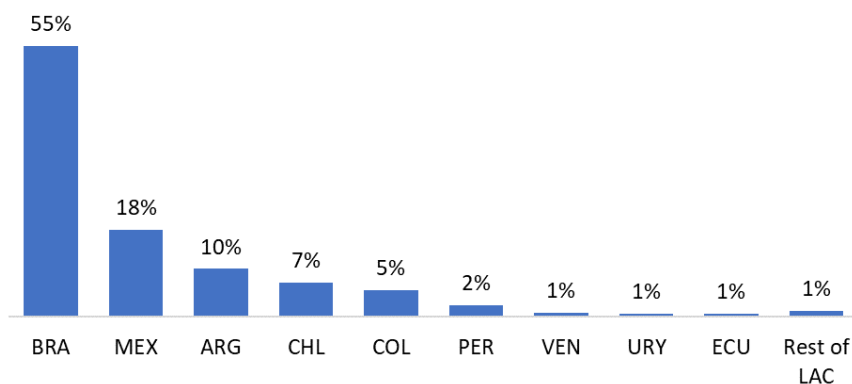
Source: LACME.

Figure 2. Distribution of marketplace traffic across marketplaces by origin of visitor traffic, Honduras, 2019-2022 (million visits)



Source: LACME.

Figure 3. Distribution of marketplace traffic across countries, LAC, 2022 (%)



Source: LACME.

2. Marketplace landscape

In 2022, there were 27 active B2C marketplaces for goods in Honduras. The top 10 most visited marketplaces concentrated 96.6 per cent of total traffic (Table 1). eBay was the most popular marketplace, with 41.0 per cent of total traffic, followed by Wanuncios, with 28.5 per cent. Traffic from Honduras to foreign global marketplaces stood at 32.6 million, 12.5 percent higher than in 2021. The most visited global site was Amazon, with 59.2 per cent of total traffic in global marketplaces (Figure 5.B).

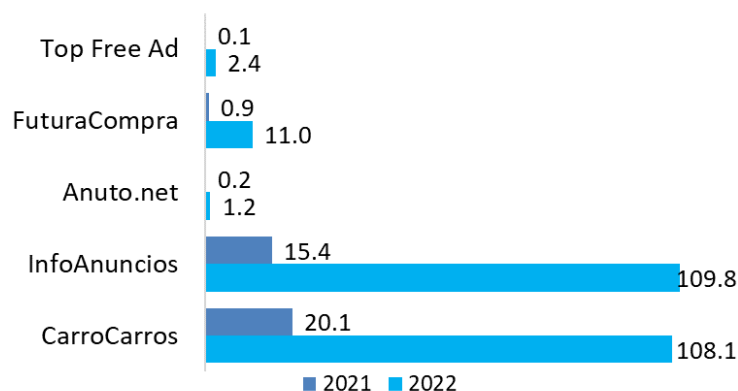
The fastest growing marketplaces in 2022 were Top Free Add, InfoAnuncios and Anuto, all global classifieds sites, FuturaCompra, an online shopping mall and CarroCarros, a classifieds site specialized in automotive vehicles (Figure 4).

Table 1. Leading marketplaces in Honduras, 2022

Marketplace	Traffic (mill. visits)	Traffic share (%)	Annual growth (%)
eBay	5.8	41.0	111.2
Wanuncios	4.0	28.5	82.9
carros.hn	0.9	6.3	-59.6
Evisos	0.7	4.7	230.3
Mercado Libre Classifieds	0.6	4.6	-17.7
Eligetucarro.com	0.6	4.0	-16.8
PedidosYa	0.5	3.7	210.0
Desertcart	0.3	2.2	-0.3
Clasificados.st	0.1	0.9	70.8
Tuugo	0.1	0.9	79.2
Top-10	13.6	96.6	44.9

Source: LACME.

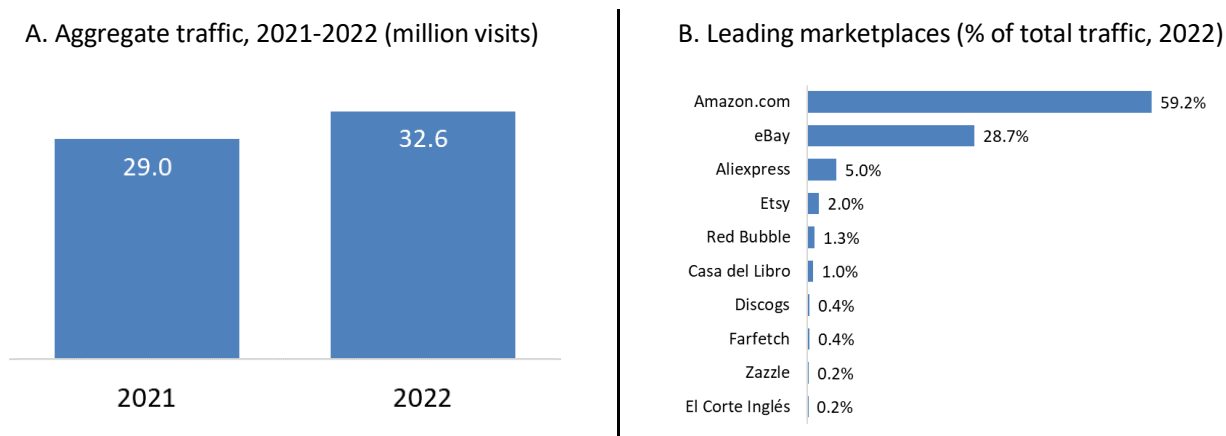
Figure 4. Traffic of fastest growing marketplaces in Honduras, 2021-2022 (thousand visits)



Note: Marketplaces are ordered in decreasing order of percentage annual growth rates.

Source: LACME.

Figure 5. Traffic from Honduras in foreign global marketplaces that ship to Honduras, 2021-2022



Note: Marketplaces include all their country domains (e.g., Amazon includes amazon.es and amazon.fr).

Source: LACME.

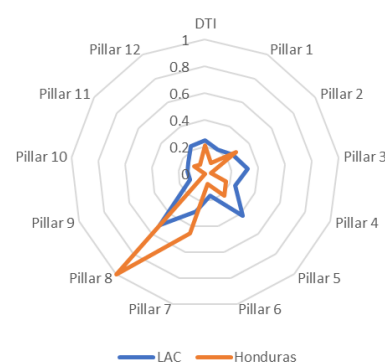
Table 2. Selected e-commerce environment indicators, Honduras, 2019-2022

Indicator	2019	2020	2021	2022
Active mobile-broadband subscriptions (per 100 inh.)	44.1	42.8	47.6	49.6
Population using the Internet (%)	39.4	43.5	48.1	-
Cross-border e-commerce (% of online sales)	-	-	-	-
Credit card ownership (% of adults)	-	-	3.3	-
Digital Trade Restrictiveness Index	-	-	-	-
Integrated Index of Postal Development	-	30.6	13.4	13.5

Source: OECD, ECLAC, World Bank, Ebanx, UPU, DTI Project.

3. Regional digital trade integration index

From the analysis of relevant policies for the integration of digital trade, the Regional Digital Trade Integration Index (RDTII) shows Honduras's performance compared to other LAC countries. The analysis integrates the scores of 12 pillars using a simple average method, where each pillar of the DTII is the weighted average of the indicator-level scores. Indicator scores range from "0" to "1" (where 0 indicates a better integration index) and are based on a review of existing policies and regulations, including those for ICT goods, intermediate goods, and inputs; digital delivery services; foreign investment in sectors relevant to digital trade; and use of personal data. The framework covers two components of digital trade policies, namely restrictions and enabling policies.

Figure 6. RDTI – pillar scores, Honduras and LAC**Table 3. RDTI – pillars scores**

	LAC	Honduras
DTI index	0.25	0.21
Pillar 1: Tariffs and trade defense	0.20	0.09
Pillar 2: Public procurement	0.25	0.28
Pillar 3: Foreign Direct Investment	0.32	0.04
Pillar 4: Intellectual Property Rights (IPRs)	0.24	0.17
Pillar 5: Telecom infrastructure & competition	0.42	0.22
Pillar 6: Cross-border data policies	0.17	0.08
Pillar 7: Domestic Data policies	0.29	0.45
Pillar 8: Intermediary liability	0.51	1.00
Pillar 9: Content access	0.12	0.00
Pillar 10: Quantitative trade restrictions	0.13	0.00
Pillar 11: Technical standards	0.15	0.10
Pillar 12: Online sales and transactions	0.23	0.08

Source: Digital Trade Integration Project.

Honduras's main strengths include
Among the key recommendations,

Additional resources

Honduras

- eTrade for all Country Profile
<https://etradeforall.org/wp-content/uploads/countryprofiles/2021/HONDURAS.pdf>
- U.S. International Trade Administration Country Commercial Guide
<https://www.trade.gov/country-commercial-guides/honduras-market-overview?section-nav=2593>
- Digital Trade Integration Project Country Profile
<https://dti.eui.eu/database/?country=HN&country2=&chapter=&enablingOrRestrictions=ER&v=2>

Latin America and the Caribbean

- Digital Agenda for Latin America and the Caribbean (eLAC 2024)
<https://www.cepal.org/en/projects/digital-agenda-latin-america-and-caribbean-elac2024>
- eTrade for all news and resources
<https://etradeforall.org/es/noticias/>
- International Trade Centre Country Profiles
<https://marketanalysis.intracen.org/en/country-profile>

About the LAC Marketplace Explorer

The Latin America and the Caribbean Marketplace Explorer maps and monitors activity on retail e-commerce marketplaces across the region. It covers visitor traffic and other main characteristics of almost 900 marketplaces and more than 2,900 marketplace websites. It was developed by the ecomConnect team at the International Trade Centre (ITC), the United Nations Economic Commission for Latin America and the Caribbean (UN-ECLAC), and the Centre for Market Insights of the Amsterdam University of Applied Sciences, with the support of the Forum for East Asia-Latin America Cooperation (FEALAC). Learn more and explore the data at <https://www.cepal.org/en/notes/latin-america-and-caribbean-marketplace-explorer-lacme>.