

Vigésima Reunión del Comité Ejecutivo de la Conferencia  
Estadística de las Américas de la CEPAL  
7 y 8 de abril de 2021



# WORKING GROUP ON STATISTICAL QUALITY

## Progress report

# Objectives

- General Objective

Adoption and adaptation by Latin American and Caribbean countries of the United Nations international recommendations for the implementation of a quality assurance framework to produce official statistics in the region.

# Objectives

## Specific objectives

- Elaborate a regional document with the guidelines for the implementation of a quality assurance framework in order to produce official statistics in Latin America and the Caribbean, based on the United Nations manual on National Quality Assurance Frameworks for official statistics.
- Elaborate a questionnaire adapted to the regional context for the self-assessment of the implementation of the quality assurance framework to produce official statistics in Latin America and the Caribbean.
- Present the results, opportunities and challenges regarding the implementation of the quality assurance framework.
- To share experiences on the progress made in the implementation of quality assurance methods, which will allow the region to apply lessons learned to adapt the implementation of quality frameworks to the circumstances of each country.

# Progress of the final document

## PART 1: WHAT IS THE QUALITY ASSURANCE FRAMEWORK AND HOW IS IT UNDERSTANDEN FROM THE REGION?

Chapter	Description
I. Summary of the UNQAF Manual	Identify the central points of the UN Handbook, its recommendations and principles.
II. Feedback from countries in the region on the Manual	Compilation of the main comments and elements to be considered in order to reflect on the adaptation and implementation of the manual in the region, highlighting the relevant role that the users of the information have.
III. Experiences of the countries of the region in the formulation and use of statistical quality assurance frameworks	The different experiences of the countries of the region in both the formulation and consolidation of the Assurance Frameworks will be systematized, and the methods and instruments will be specified.

# Advances on the document

## PART 2: STEPS TO IMPLEMENT OR STRENGTHEN THE QUALITY ASSURANCE FRAMEWORK FOR STATISTICAL PROCESSES AND PRODUCTS IN THE COUNTRIES OF THE REGION

Chapter	Description
IV. Adaptation and specification of the questionnaire for the evaluation of quality in statistical processes and products (principles 10 to 19).	<ul style="list-style-type: none"><li>• General recommendations for the adaptation of the manual to the regional context.</li><li>• Components that will form the Methodological Framework (concepts, definitions, classifications) and minimum quality standards for each of these components.</li><li>• Criteria and minimum requirements for countries to start implementing the Framework, to define the calculation of indicators, as well as for the evaluation phase for data collection processes.</li><li>• Practices related to the generation of estimates by countries, data layout and other fundamental aspects that support statistical quality.</li></ul>

# Advances on the document

## PART 2: STEPS TO IMPLEMENT OR STRENGTHEN THE QUALITY ASSURANCE FRAMEWORK FOR STATISTICAL PROCESSES AND PRODUCTS IN THE COUNTRIES OF THE REGION

Chapter	Description
V. Actions to develop, implement and strengthen national quality assurance frameworks in the region	<p>Each country will identify which level it is at and thus generate recommendations on how to move forward in different time horizons (short, medium and long term).</p> <p>The stock of activities and tasks that the NSOs in the region can carry out will be presented in order to begin with their Framework.</p> <p>Work schemes will be incorporated within the NSOs to enable the articulation of the different areas involved in the process of producing statistical information.</p>
VI. Guidelines for the implementation of the assurance framework for ODS and alternative sources of information.	<p>The challenges, obstacles and possible solutions will be reflected in order to include issues of Sustainable Development Objectives, as well as the validation of the experiences of the countries in the region.</p>

# Main obstacles

- The pilot test of the self-assessment was shared with fifteen countries on the region; nonetheless only 7 filled out the test (Brazil, Chile, Colombia, Costa Rica, Cuba, Ecuador and Mexico)
- Some terms included in the self-assessment questionnaire were considered to be confusing or ambiguous by the countries participating in the pilot test.

# Best practices

In order to overcome the difficulties that have appeared, the working group has adopted the following strategies:

- Organization of a workshop for filling out the questionnaire (9 countries participated); Extension of the deadline for the response in order to increase the response of the questionnaire.
- Building on the outcomes of the workshop the coordinating countries designed a guide that includes the step-by-step instruction for the self assessment, as well as a glossary of terms for an adequate understanding of the contents of the questionnaire.
- On April, the coordinating group will share the instructions and the adapted questionnaire with the countries that have not carried out the self-assessment.



# Best practices

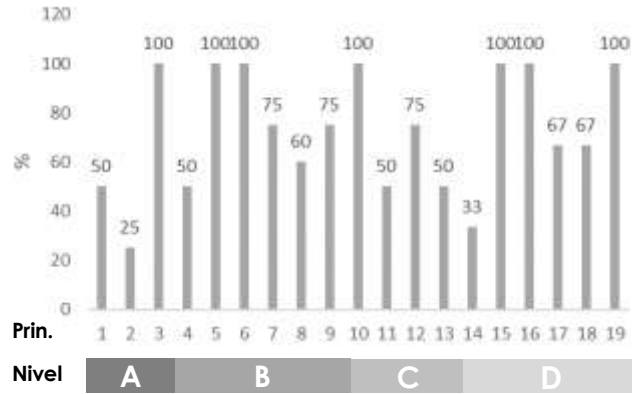
- It was agreed to carry out a pilot test in order to map possible difficulties in the completion of the questionnaire and define corrective measures. Based on the results, improvements to the instrument were proposed and support material was included.
- The group has advanced in the adaptation of the self-assessment questionnaire, standardizing the metrics and weighting of the elements to be assured for the qualification of compliance with the principles that make up the self-assessment questionnaire of the quality assurance framework.
- This exercise also automated the generation of the score per requirement, based on the evaluation applied by the countries to the elements to be assured.

# Main results

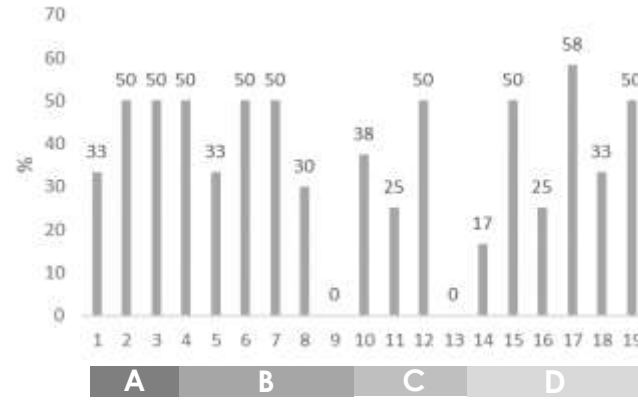
Level	Principle	Score(%)							Regional Average
		Brazil	Chile	Colombia	Costa Rica	Cuba	Ecuador	México	
<b>A) Statistical system management</b>	1. NSS Coordination	50	33	100	83	100	83	100	79
	2. Relationship management	25	50	75	75	75	75	75	64
	3. Standards management	100	50	100	50	100	50	100	79
<b>B) Institutional environment management</b>	4. Professional independence	50	50	100	100	100	100	100	86
	5. Objectivity	100	33	83	50	83	67	83	71
	6. Transparency	100	50	100	100	100	50	100	86
	7. Confidentiality	75	50	100	75	100	100	100	86
	8. Commitment to quality	60	30	90	60	50	70	88	64
	9. Adequacy of resources	75	NR	100	75	100	25	100	79
<b>C) Statistical process management</b>	10. Methodological solidity	100	38	75	63	63	63	100	71
	11. Cost-effectiveness	50	25	50	67	67	50	83	56
	12. Appropriate procedures	75	50	88	88	75	75	88	77
	13. Respondent burden management	50	0	100	50	100	50	100	64
<b>D) Statistical results management</b>	14. Relevance	33	17	83	83	67	83	75	63
	15. Accuracy and reliability	100	50	83	83	100	67	75	80
	16. Timeliness and punctuality	100	25	100	100	100	75	83	83
	17. Accessibility and clarity	67	58	100	67	75	50	100	74
	18. Consistency and comparability	67	33	100	67	100	50	75	70
	19. Metadata management	100	50	100	83	67	83	100	83

# Main results

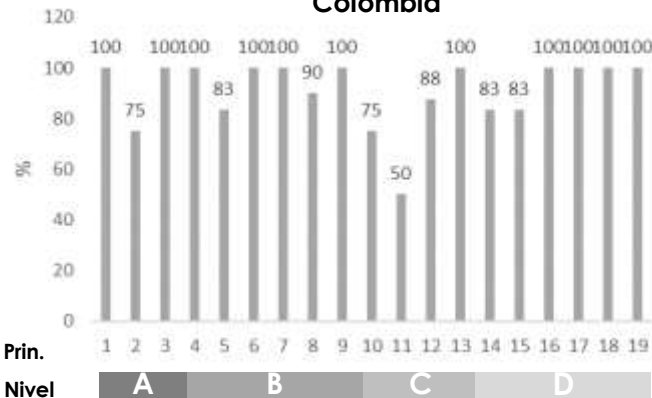
**Brazil**



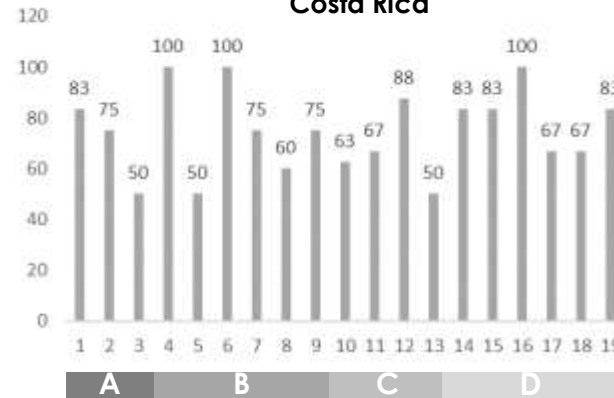
**Chile**



**Colombia**



**Costa Rica**



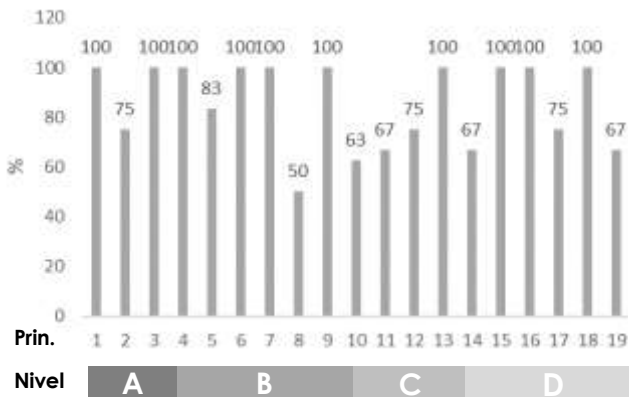
**Level**

**Principle**

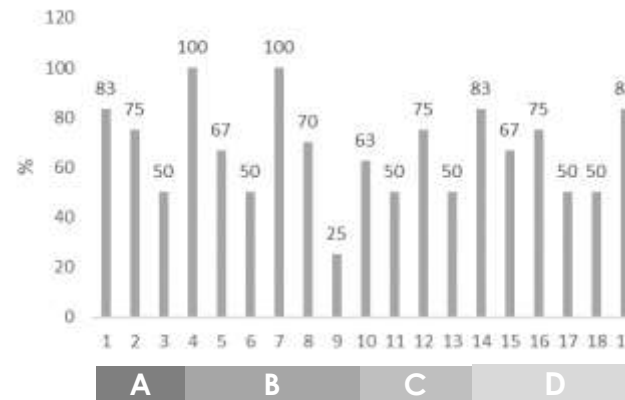
<b>A) Statistical system management</b>	1. NSS Coordination
	2. Relationship management
	3. Standards management
<b>B) Institutional environment management</b>	4. Professional independence
	5. Objectivity
	6. Transparency
	7. Confidentiality
	8. Commitment to quality
	9. Adequacy of resources
<b>C) Statistical process management</b>	10. Methodological solidity
	11. Cost-effectiveness
	12. Appropriate procedures
<b>D) Statistical results management</b>	13. Respondent burden management
	14. Relevance
	15. Accuracy and reliability
	16. Timeliness and punctuality
	17. Accessibility and clarity
	18. Consistency and comparability
	19. Metadata management

# Main results

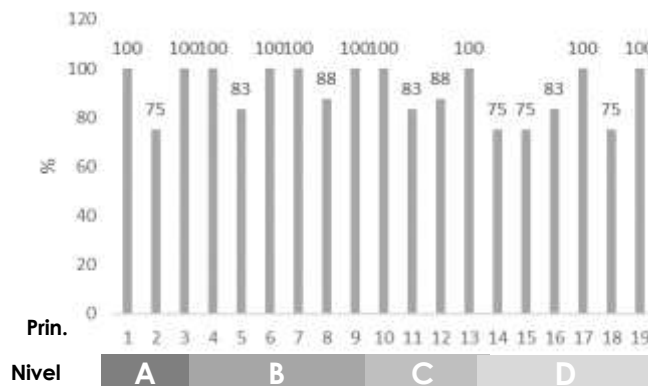
Cuba



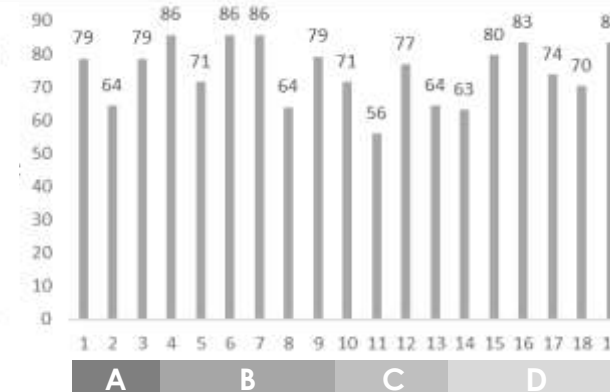
Ecuador



México



Average



Level

Principle

<b>A) Statistical system management</b>	1. NSS Coordination
	2. Relationship management
	3. Standards management
<b>B) Institutional environment management</b>	4. Professional independence
	5. Objectivity
	6. Transparency
	7. Confidentiality
	8. Commitment to quality
	9. Adequacy of resources
	10. Methodological solidity
<b>C) Statistical process management</b>	11. Cost-effectiveness
	12. Appropriate procedures
	13. Respondent burden management
<b>D) Statistical results management</b>	14. Relevance
	15. Accuracy and reliability
	16. Timeliness and punctuality
	17. Accessibility and clarity
	18. Consistency and comparability
	19. Metadata management

# Next steps

Activity	Date
10.Preparation of a guide with regional guidelines for the implementation of a quality assurance framework to produce official statistics in Latin America and the Caribbean, which is flexible so that each country can generate its own statistical quality assurance framework.	March 2021 – November 2021
11.Adjustments and preparation of the final version of the guide with the regional guidelines for the implementation of a quality assurance framework to produce official statistics in Latin America and the Caribbean.	November 2021 – December 2021
12.Workshop on methods for implementing quality assurance frameworks and evaluation methods at the regional level.	September 2021 – November 2021

# Next steps

Activity	Date
13.Reports and analysis of the experiences of each country for the generation of individual reports.	November 2021 – December 2021
14.Preparation of a consolidated report on regional experiences.	November 2021 – December 2021