



---

# Disability statistics: a global overview of national experiences from 2010 census round

Margaret Mbogoni  
United Nations Statistics Division, DESA

---



# Persons with disabilities in World Population & Housing Census Programme

---

- 2020 World Population and Housing Census Programme resolution recognizes population and housing censuses as a source of data designed to generate valuable statistics and indicators for assessing the situation of various special population groups, such as persons with disabilities (ECOSOC Res. E/RES/2015/10)
-



## Disability statistics from censuses: national experiences

---

- Regional meetings by UNSD and Regional Commissions and other sub-regional organizations
  - Global data compilation and dissemination
-



## Regional/sub-regional meetings on disability statistics

- Objectives and participation
    - compilation of national experiences
    - enhance the sharing of national experiences and practices in the measurement of disability
    - foster discussions among national statisticians and policy experts on national data needs for monitoring inclusive development
    - (i) East/South East Asia, (ii) the Caribbean, (iii) Africa, (iv) Arabic speaking countries, (v) North and Central Asia and the Western Balkan States, and (vi) Latin American countries
    - 133 participants from national statistical offices and disability policy government agencies of 90 countries
  
  - Reports -  
<http://unstats.un.org/unsd/demographic/sconcerns/disability/disab4.htm>
-



# Compiling official statistics on disability

---

- UNSD compiled recent disability data/metadata from 106 countries/areas
- Developed data-portal and disseminate data for wider accessibility through UNSD website
  - United Nations Disability Statistics Data Portal - <https://unstats.un.org/unsd/demographic-social/sconcerns/disability/statistics/#/home>
- Information on prevalence, socio-demographic and economic characteristics, living arrangements and living conditions
  - Type of disability\*
  - Marital status
  - Educational characteristics (literacy, attendance, attainment)\*
  - Economic characteristics (usual status, occupation, status in employment)
  - Living arrangements (household vs institution\*, type and size of hhd)
  - Quality of amenities available to the housing unit (drinking water supply, bathing facilities, type of toilet, lighting for housing unit)

\* already disseminated

---



## Lessons learnt

---

- More countries collected data on disability during 2010 than in 2000 round
    - More availability of data on disability
    - However, still wide variations in estimates of disability both among countries
  - Still substantial differences among countries in questions used - with implications for the quality and inter-country data comparability
-



# Overview of questions asked in censuses

Region	Number of countries with questions on disability
East/South East Asian	15
Pacific countries/islands	14
Caribbean	22
Africa	33
Arabic speaking	17
North and Central Asia & Western Balkan States	11
Latin American	15
Total	128



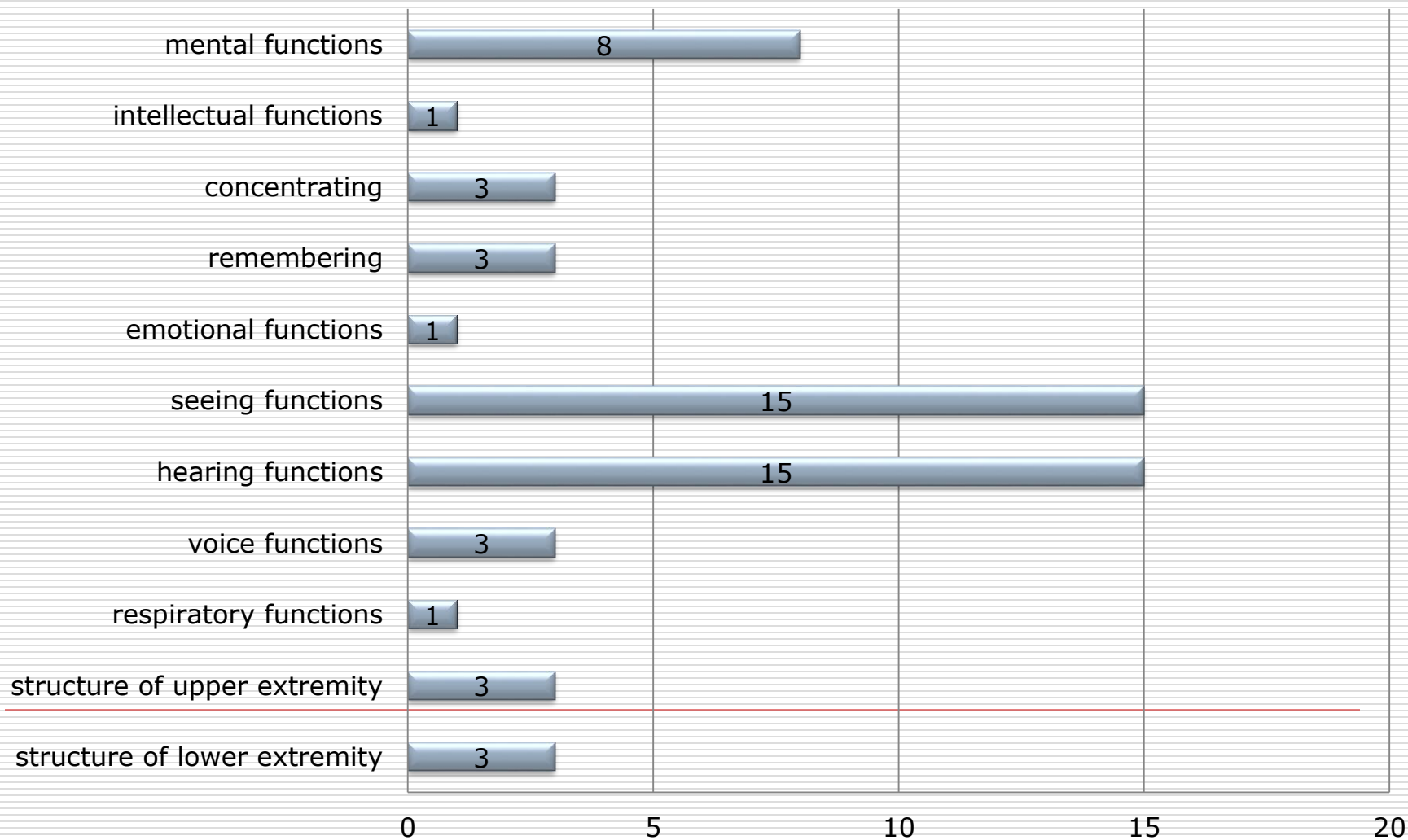
## Latin American countries included

Country	Census Year
Argentina	2010
Bolivia	2012
Brazil	2010
Colombia	2005
Costa Rica	2011
Cuba	2012
Dominican Rep	2010
Ecuador	2010
El Salvador	2007
Honduras	2013
Mexico	2010
Panama	2010
Paraguay	2012
Uruguay	2011
Venezuela	2011



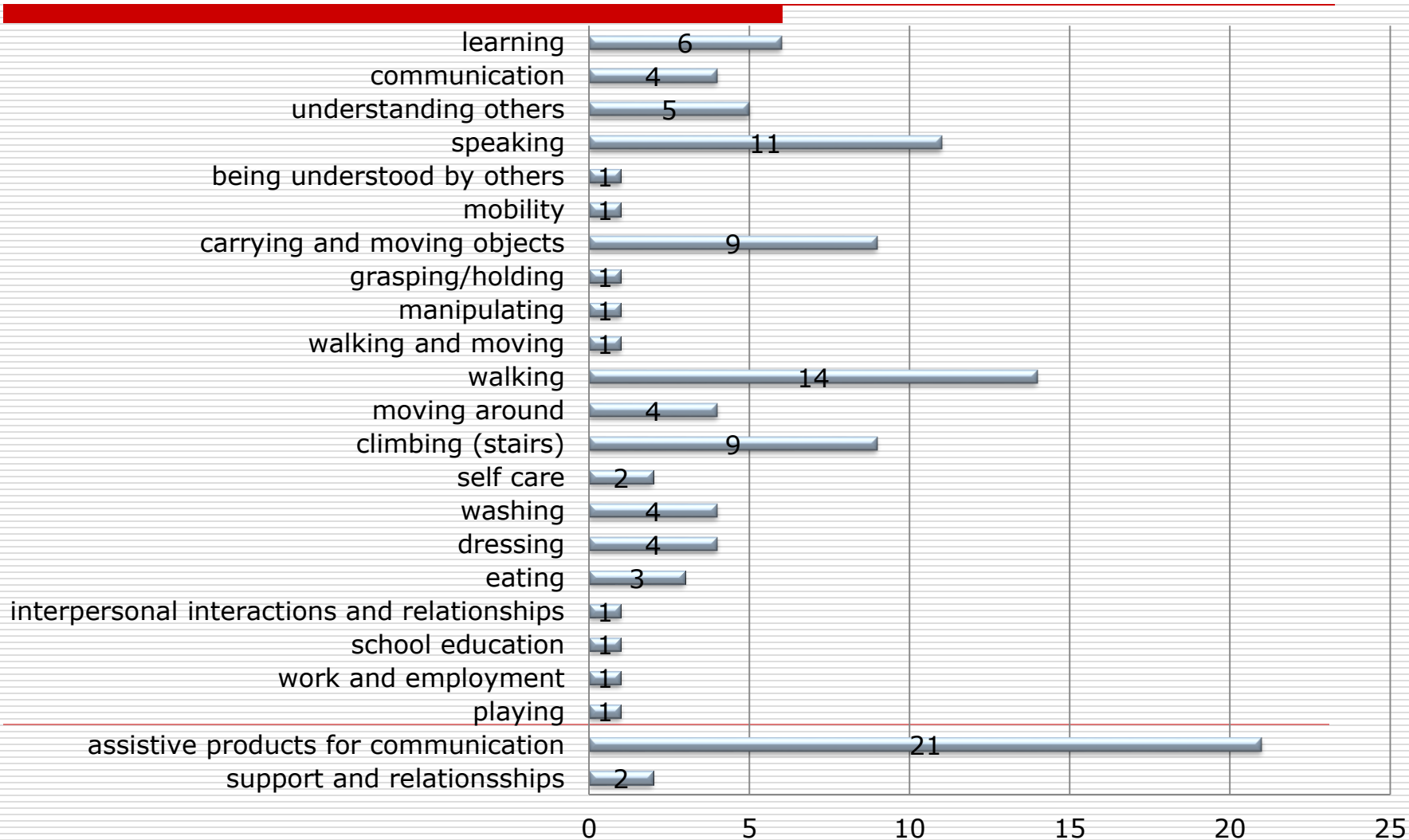


# Latin America



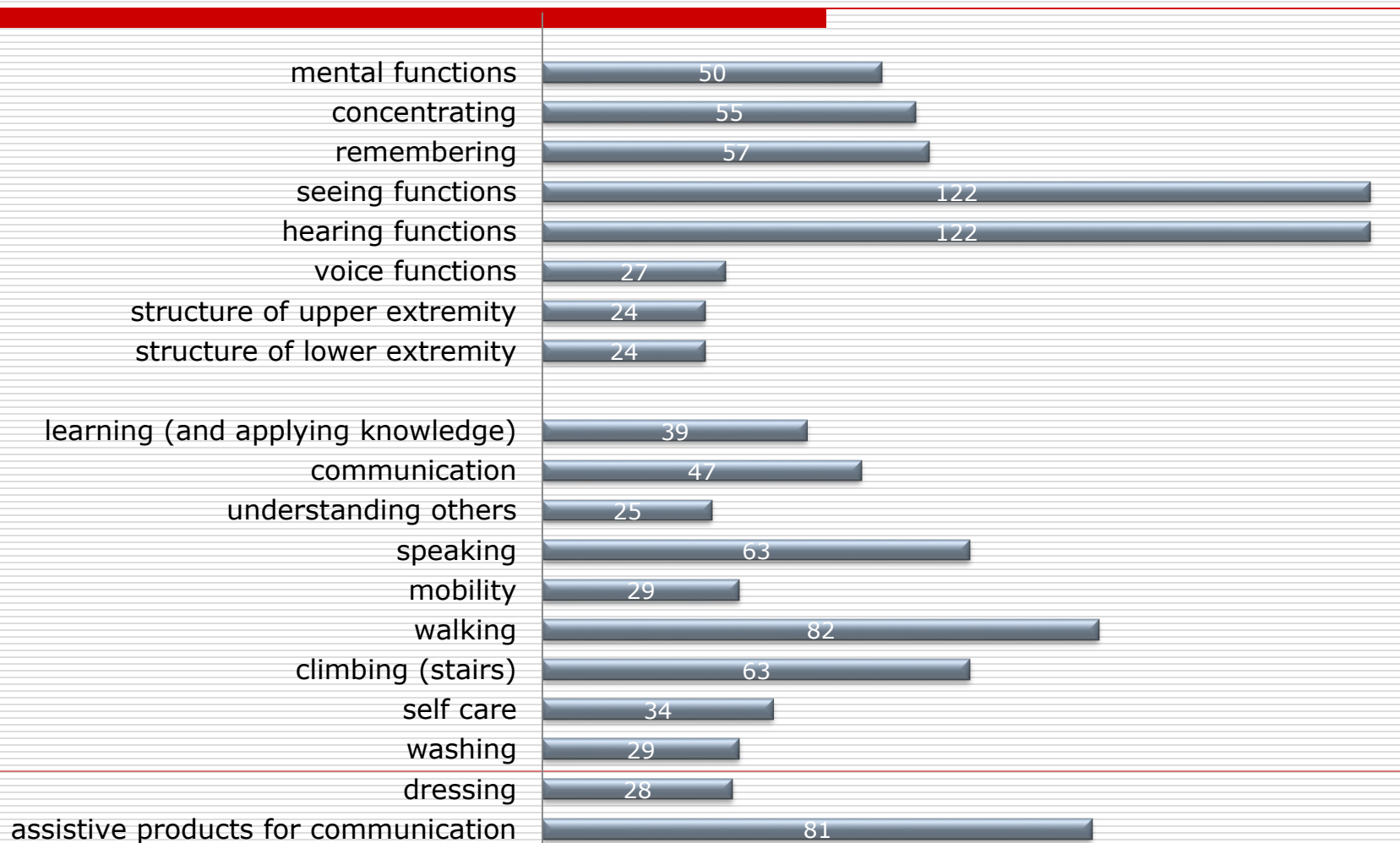


# Latin America (contd.)






# Global experience - frequency >20





# Global experience - frequency 10 to 20

---





## Frequency >50

Item	Frequency	ICF Component
Seeing	122	Body Functions & Structures
Hearing	122	Body Functions & Structures
Remembering	57	Body Functions & Structures
Concentrating	55	Body Functions & Structures
Mental functions	50	Body Functions & Structures
Walking	82	Activity & Participation
Speaking	63	Activity & Participation
Climbing stairs	63	Activity & Participation



## Prevalence rates by country

Country	Census year	Prevalence rate (%)
Argentina	2010	12.9
Colombia	2005	6.4
Costa Rica	2011	10.5
Ecuador	2010	6.1
Mexico	2010	4.1
Albania	2011	6.2
Morocco	2014	5.1
Myanmar	2014	1.4
Oman	2010	3.2
Qatar	2010	0.4
Senegal	2013	5.7
Uganda	2014	13.0
Uruguay	2011	17.4



## Some conclusions and recommendations

---

- In regional meetings, some participants recognized that adaptation to national circumstances, rather than adoption, of international measures of disability may be necessary mainly based on outcomes of their testing and piloting in countries
  - Also, in the context of producing internationally comparable data on disability, participants some participants raised the issue of how national priorities for measurement of disability can be harmonized with regional and international priorities
-



## Some conclusions and recommendations

---

- At 49th session, the Statistical Commission endorsed revision of the United Nations *Guidelines and Principles for the Development of Disability Statistics*
  - UNSD coordinating the revision of the Guidelines
  - For consideration – results of analysis of national practices
-