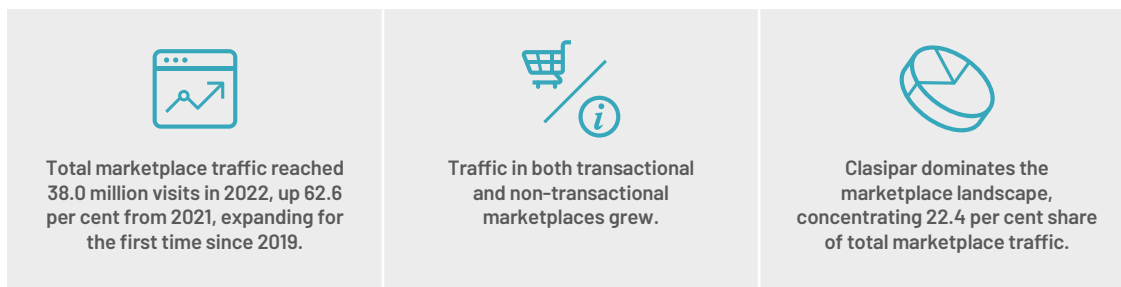


Highlights



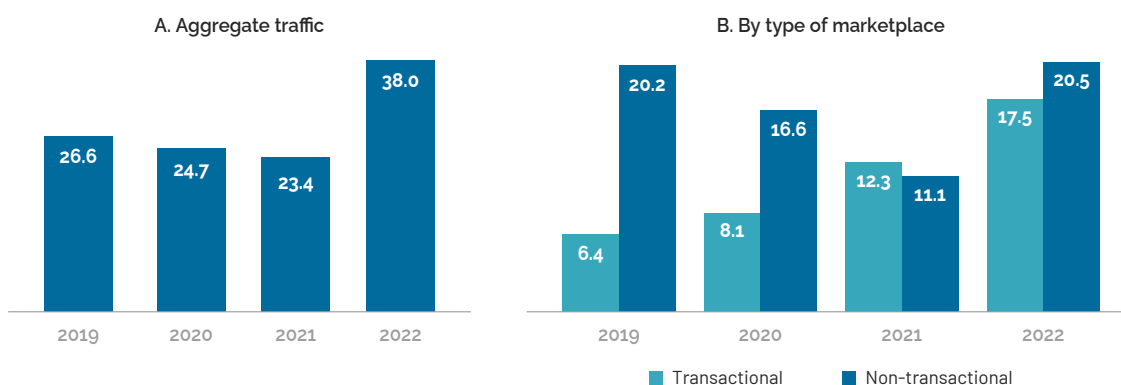
1. Marketplace activity

Marketplace traffic totaled 38.0 million visits, a 62.6 per cent increase from the previous year (Figure 1.A). The rise was observed in both transactional and non-transactional sites, which increased 42.3 per cent and 85.0 per cent y.o.y., respectively (Figure 1.B). Around half of the marketplace activity in Paraguay remains concentrated in national marketplaces, which account for around 54 per cent of total traffic.

Paraguay's impact on the overall regional traffic is minor, accounting for a contribution of 0.07 per cent (Figure 3). In 2022, the percentage of cross-border visits to sites targeting the country as a share of total visits was 31.0 per cent (Figure 2).

Figure 1

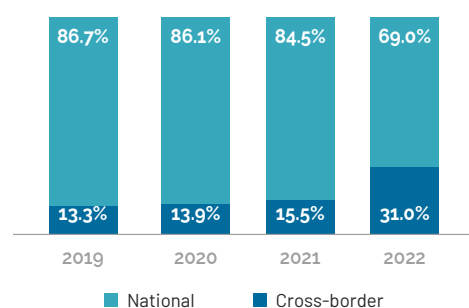
Evolution of marketplace traffic, Paraguay, 2019-2022
(million visits)



Source: LACME.

Figure 2

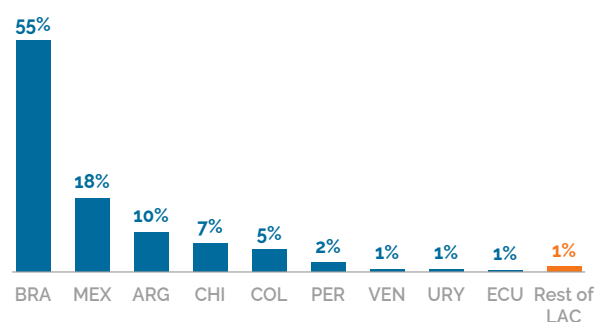
Distribution of marketplace traffic across marketplaces by origin of visitor traffic, Paraguay, 2019-2022 (million visits)



Source: LACME.

Figure 3

Distribution of marketplace traffic across countries, LAC, 2022



Source: LACME.

2. Marketplace landscape

In 2022, there were 33 active B2C marketplaces for goods in Paraguay. The top 10 most visited marketplaces concentrated 90.0 per cent of total traffic (Table 1). Clasipar was the most popular marketplace, with 22.4 per cent of total traffic, followed by Hendyla, with 14.5 per cent. Traffic from Paraguay to foreign global marketplaces stood at 24.3 million, 8.2 percent higher than in 2021. The most visited global site was Amazon, with 55.5 per cent of total traffic in global marketplaces (Figure 5.B).

The fastest growing marketplaces in 2022 were Anuto.net, Tu Aviso Clasificado, InfoAnuncios, Avisos Paraguay and Gugadir, all online classifieds sites that allows individuals and businesses to post and browse advertisements for various products and services (Figure 4).

Table 1

Leading marketplaces in Paraguay, 2022

Marketplace	Traffic (mill. visits)	Traffic share (%)	Annual growth (%)
Clasipar	8.5	22.4	3.7
HENDYLA	5.5	14.5	26.1
Tu Aviso Clasificado	4.0	10.6	-
Tienda Naranja	4.0	10.6	36.2
eBay	3.6	9.4	83.8
Anuto.net	3.5	9.3	-
Mercado Libre Classifieds	1.5	4.0	53.7
PedidosYa	1.5	3.9	37.4
Ubuy	1.3	3.5	120.3
Evisos	0.7	1.9	128.9
Top-10	34.2	90.0	67.1

Source: LACME.

Table 2

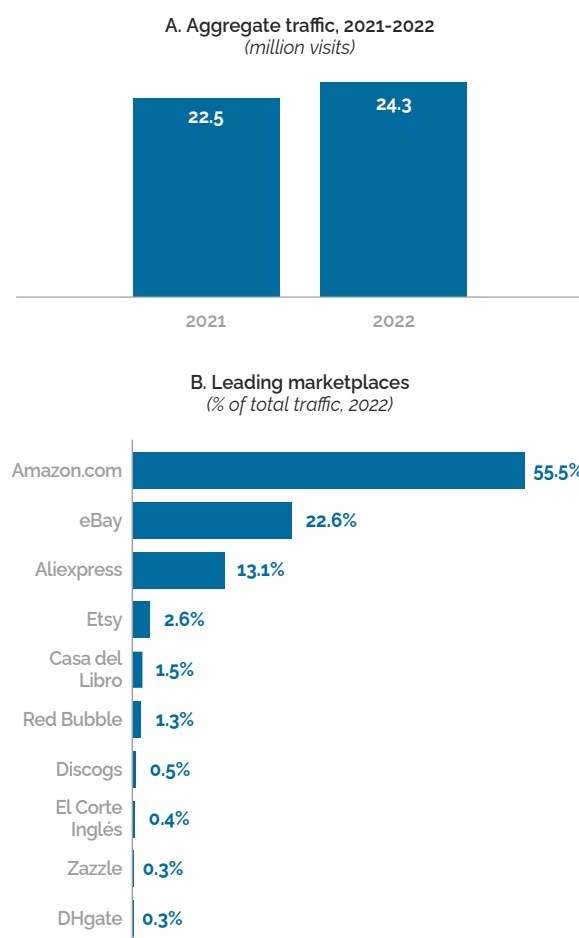
Selected e-commerce environment indicators, Paraguay, 2019-2022

Indicator	2019	2020	2021	2022
Active mobile-broadband subscriptions (per 100 inh.)	66.1	67.0	69.7	70.9
Population using the Internet (%)	68.5	74.0	77.0	76.3
Cross-border e-commerce (% of online sales)	-	-	80.0	75.0
Credit card ownership (% of adults)	-	-	3.2	-
Digital Trade Restrictiveness Index	0.2	-	-	-
Integrated Index of Postal Development	27.7	21.8	4.7	24.8

Source: OECD, ECLAC, World Bank, Ebanx, UPU, DTI Project.

Figure 5

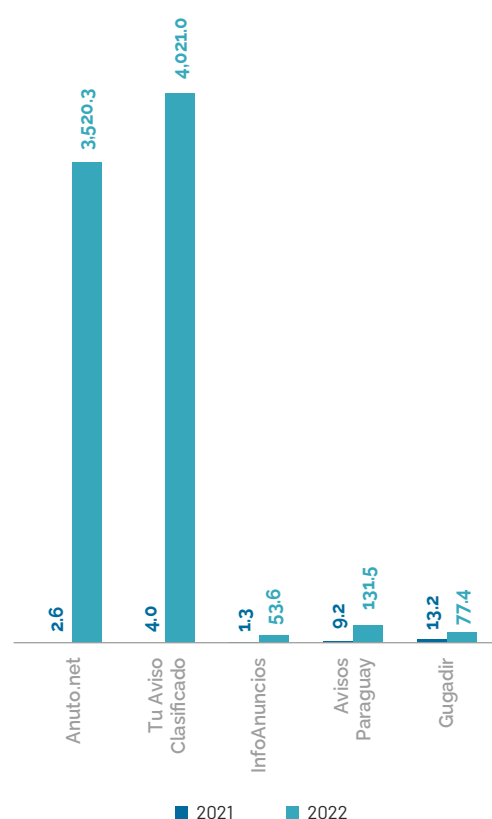
Traffic from Paraguay in foreign global marketplaces that ship to Paraguay, 2021-2022



Note: Marketplaces include all their country domains (e.g., Amazon includes amazon.es and amazon.fr). Source: LACME.

Figure 4

Traffic of fastest growing marketplaces in Paraguay, 2021-2022 (thousand visits)



Note: Marketplaces are ordered in decreasing order of percentage annual growth rates. Source: LACME.

3. Regional digital trade integration index

From the analysis of relevant policies for the integration of digital trade, the Regional Digital Trade Integration Index (RDTII) shows Paraguay's performance compared to other LAC countries. The analysis integrates the scores of 12 pillars using a simple average method, where each pillar of the DTII is the weighted average of the indicator-level scores. Indicator scores range from "0" to "1" (where 0 indicates a better integration index) and are based on a review of existing policies and regulations, including those for ICT goods, intermediate goods, and inputs; digital delivery services; foreign investment in sectors relevant to digital trade; and use of personal data. The framework covers two components of digital trade policies, namely restrictions and enabling policies.

Figure 6

RDTI – Pillars scores, Paraguay and LAC

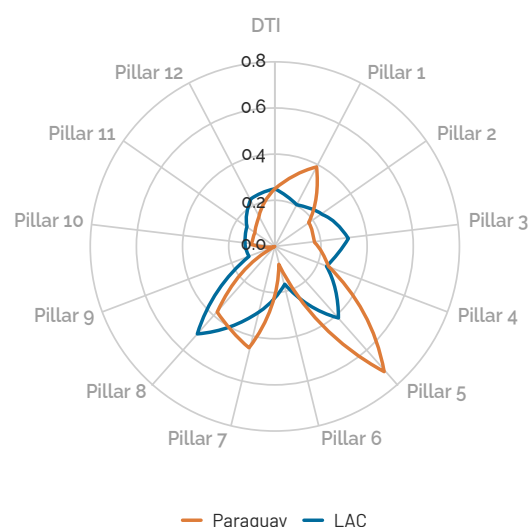


Table 3

RDTI – Pillars scores

	LAC	Paraguay
DTI index	0.25	0.25
Pillar 1: Tariffs and trade defense	0.20	0.39
Pillar 2: Public procurement	0.25	0.18
Pillar 3: Foreign Direct Investment	0.32	0.17
Pillar 4: Intellectual Property Rights (IPRs)	0.24	0.25
Pillar 5: Telecom infrastructure & competition	0.42	0.72
Pillar 6: Cross-border data policies	0.17	0.08
Pillar 7: Domestic Data policies	0.29	0.45
Pillar 8: Intermediary liability	0.51	0.38
Pillar 9: Content access	0.12	0.00
Pillar 10: Quantitative trade restrictions	0.13	0.10
Pillar 11: Technical standards	0.15	0.10
Pillar 12: Online sales and transactions	0.23	0.15

Source: Digital Trade Integration Project.

About the LAC Marketplace Explorer

The Latin America and the Caribbean Marketplace Explorer maps and monitors activity on retail e-commerce marketplaces across the region. It covers visitor traffic and other main characteristics of almost 900 marketplaces and more than 2,900 marketplace websites. It was developed by the ecomConnect team at the International Trade Centre (ITC), the United Nations Economic Commission for Latin America and the Caribbean (UN-ECLAC), and the Centre for Market Insights of the Amsterdam University of Applied Sciences, with the support of the Forum for East Asia-Latin America Cooperation (FEALAC).

Learn more and explore the data at:

[The Latin America and the Caribbean Marketplace Explorer \(LACME\)](#).

Additional resources

Paraguay

- [eTrade for all Country Profile](#)
- [U.S. International Trade Administration Country Commercial Guide](#)
- [Digital Trade Integration Project Country Profile](#)
- [Paraguayan Association of Online Sales](#)

Latin America and the Caribbean

- [Digital Agenda for Latin America and the Caribbean \(eLAC 2024\)](#)
- [eTrade for all news and resources](#)
- [International Trade Centre Country Profiles](#)