



**SDG indicators:
ongoing methodological work to improve
data on women's economic empowerment**

Francesca Grum
Chief, Social and Gender Statistics Section
United Nations Statistics Division

OUTLINE



1. Inter-Agency and Expert Group on Gender Statistics (IAEG-GS) - Mandate and recent work

2. Overview of gender-relevant SDG indicators

3. Current status and ongoing methodological work on “selected” indicators:

- Asset ownership, including land (SDG 5.a.1 and 1.4.2)
- Time spent on unpaid care and unpaid domestic work (SDG 5.4.1)

1. Inter-Agency and Expert Group on Gender Statistics – IAEG-GS

Established
in 2006

To **guide and coordinate** the Global Gender Statistics Programme

**Overall goal:
better data to
inform gender
related policies**

Composed
of subject-
matter
experts

From National Statistical Offices (regional representation) + regional (**ECLAC**) and international agencies; **UNSD is the Secretariat**

Mandated
by the UN
Statistical
Commission

Decision 42/102, to **advance gender statistics globally**

Establish a global **Minimum set of gender indicators**

Guide the development of methodological guidelines

1. Inter-Agency and Expert Group on Gender Statistics – IAEG-GS

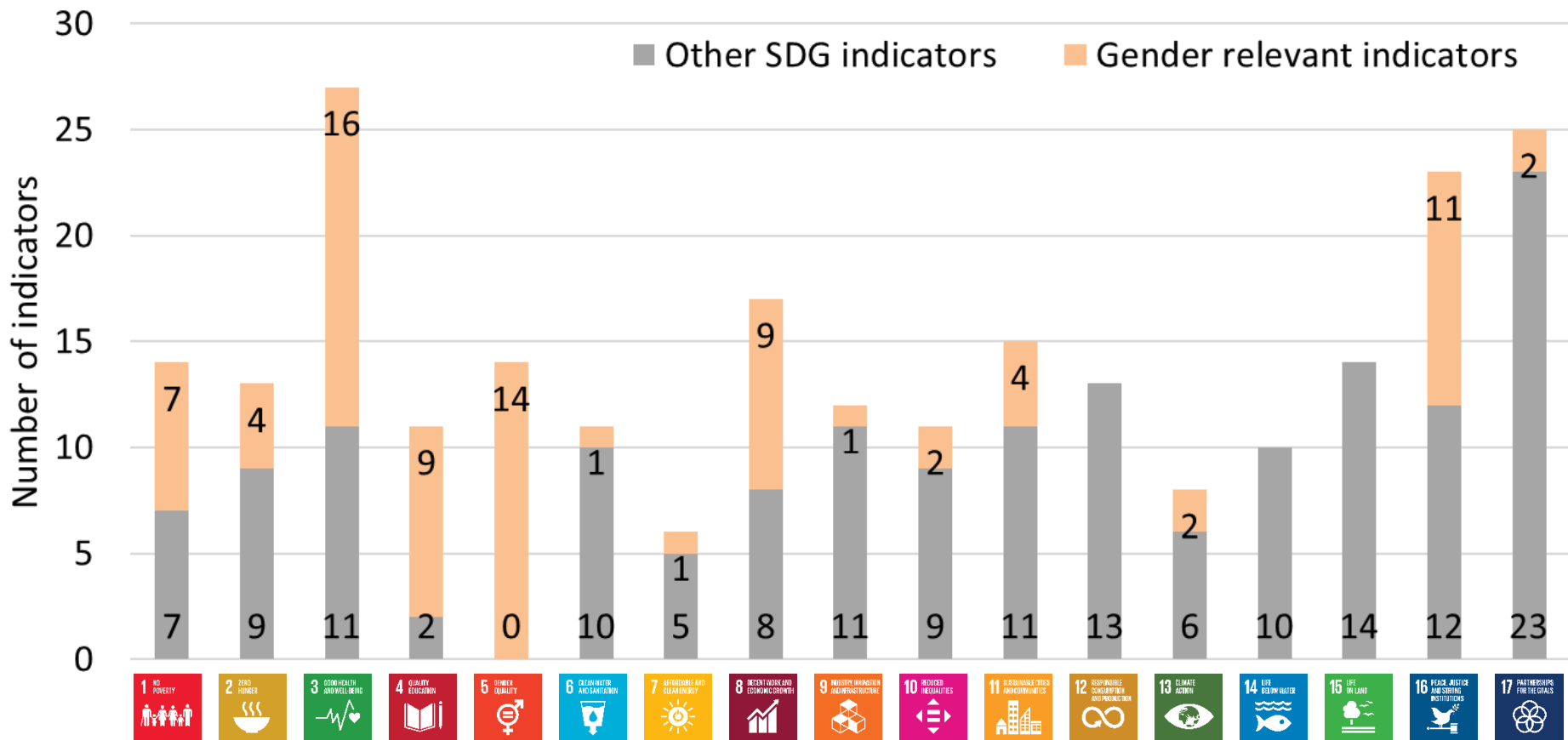
Recent work:

Providing thematic feedback to IAEG-SDGs on gender relevant indicators and disaggregation issues

Aligning Minimum Set of Gender Indicators to SDGs indicators

Advising on Global Forums on Gender Statistics
7th Global Forum GS 14-16 November 2018 in Tokyo, Japan

2. Gender relevant SDGs



Based on 244 indicators including repeated indicators.

The total number of indicators listed in the global indicator framework of SDG indicators is 244. However, since nine indicators repeat under few targets, the actual **total number of individual indicators in the list is 232**.

3. Selected SDG gender indicators:

Women's asset ownership (SDGs cover land)

TARGET
5.A

IND
5.a.1

“Proportion of **people with ownership or secure rights** over agricultural land, *by sex*; and share of women among owners or rights-bearers of agricultural land, *by type of tenure*”

TARGET
1.4

IND
1.4.2

“Proportion of total adult **population with secure tenure rights** to land, with (1) legally recognized documentation and (2) who perceive their rights to land as secure, *by sex and by type of tenure*”

Asset ownership: Development of Methods

EDGE

**UN Guidelines for
Producing Statistics on
Asset Ownership from a
Gender Perspective**

Since 2013, the **Evidence and Data for Gender Equality (EDGE)** is a joint collaboration of UNSD and UN Women, which builds on the work of the Inter-Agency and Expert Group on Gender Statistics (IAEG-GS).

Providing guidance on collecting, processing, analyzing, disseminating **individual level data on asset ownership** for the production of official gender statistics.

The methodology was **tested in 7 pilot countries:**
Georgia, Maldives, Mexico, Mongolia, the Philippines, South Africa and Uganda.

3. Selected SDG gender indicators: Women's time spent on unpaid household service work

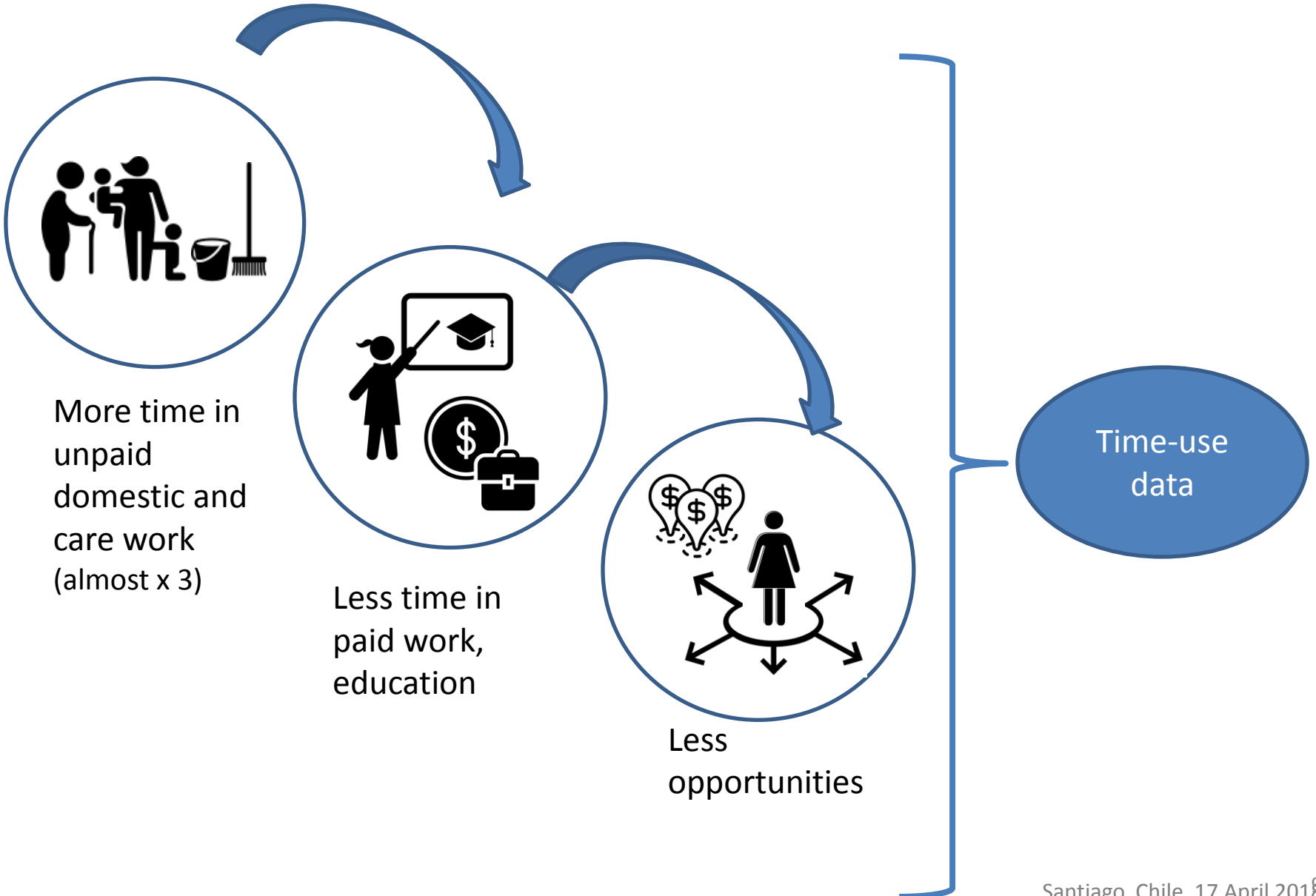
TARGET
5.4

IND
5.4.1

“Proportion of time spent on unpaid domestic care work, by sex, age and location”

IND
5.4.1

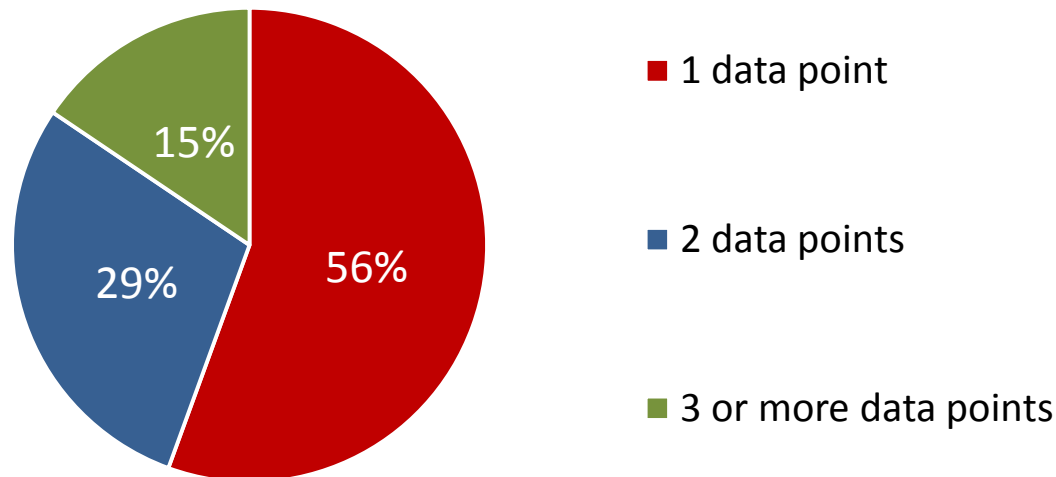
Women spend...



How many countries with data in the SDGs global database?

- **90** countries between 2000-2016, with data disaggregated by sex
 - Approximately, **85%** with further disaggregation by type of unpaid service: unpaid domestic work and unpaid care work;
 - Age: about a **third** with the recommended age-groups
 - Location (U/R): about a **fourth** with disaggregation by urban and rural

But can we assess progress over time?



=> **Need for more data regularly collected**

Process

- January 2018
 - Worked with NSOs to validate data and request additional data disaggregation
 - Data reviewed in terms of:
 - Activities included in indicator (added notes describing deviations from global metadata)
 - Age groups


Challenges (to int'l comparability)

- Instrument used for TUS
 - Reference period (24H vs 7d)
 - Reference/target population
 - Classification of activities
-
- Travel time included in the calculation
 - Exclusion of volunteer work
 - Different age groups
 - Main vs secondary activities

General

Specific to 5.4.1

What are the challenges faced by NSOs with TUS?



Cost to undertake a dedicated time-use survey

Economic/financial aspects

Human resources

Time to capture and validate information

Use of data

TUS usually
underutilized

Granularity/quantity of information collected

Complexity of coding

Respondent's burden=>Low response rate

UNSD plans to improve time-use statistics

Existing data:

- Continue to compile time-use data for reporting (including SDG ind. 5.4.1)
- Work on the **harmonization** of existing data

Future data:

- Research, develop and pilot a “light instrument” for TUS

In terms of content:

- In line with ICATUS 2016 (adopted by the 2017 UN Statistical Commission) and in collaboration with partner agencies and academia

In terms of data collection:

- Mixed-modes and latest technologies for data collection

⇒ **Update UN guidelines to collect time-use data
+ provide assistance to countries**



Thank you!

<http://unstats.un.org/unsd/gender/default.html>