




Highlights

 <p>Total marketplace traffic reached 16.6 million visits in 2022, up 46.7 per cent from 2021, expanding for the first time since 2019.</p>	 <p>Traffic in both transactional and non-transactional marketplaces grew.</p>	 <p>Wanuncios dominates the marketplace landscape, concentrating 42.8 per cent share of total marketplace traffic.</p>
--	---	---

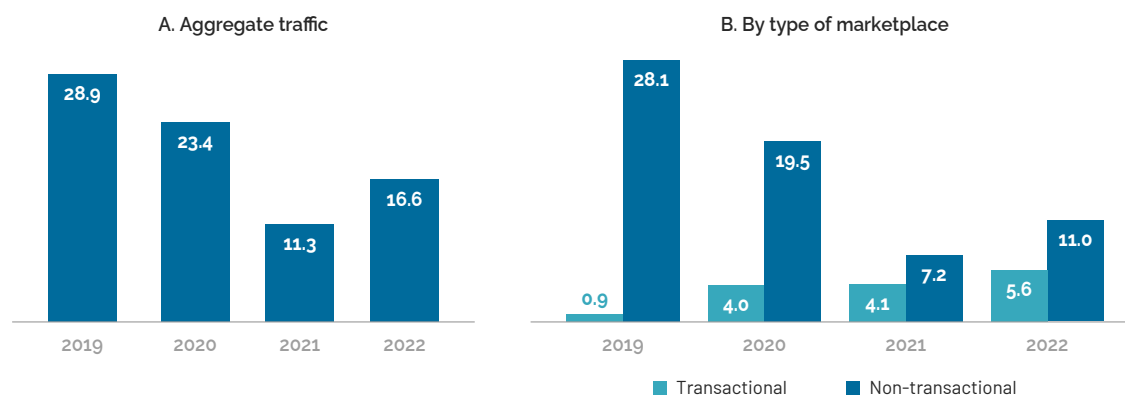
1. Marketplace activity

Marketplace traffic totaled 16.6 million visits in 2022, a 46.7 per cent increase from the previous year (Figure 1.A). The rise was observed in both transactional and non-transactional sites, which increased 35.5 per cent and 53.2 per cent y.o.y., respectively (Figure 1.B). Most marketplace activity in El Salvador remains concentrated in global marketplaces, which account for around 79 per cent of total traffic.

El Salvador's impact on the overall regional traffic is minor, accounting for a contribution of 0.10 per cent (Figure 3). In 2022, the percentage of cross-border visits to sites targeting El Salvador's as a share of total visits was 16.8 per cent (Figure 2).

Figure 1

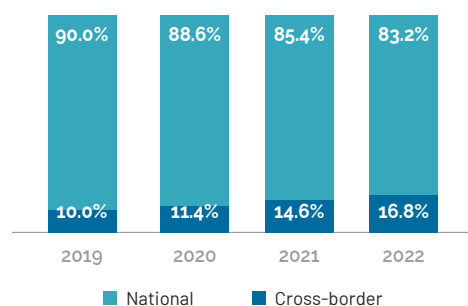
Evolution of marketplace traffic, El Salvador, 2019-2022
(million visits)



Source: LACME.

Figure 2

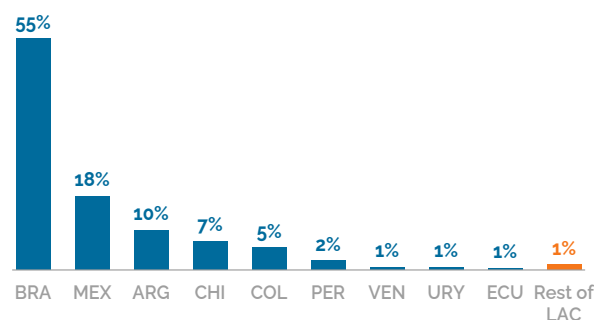
Distribution of marketplace traffic across marketplaces by origin of visitor traffic, El Salvador, 2019-2022 (million visits)



Source: LACME.

Figure 3

Distribution of marketplace traffic across countries, LAC, 2022



Source: LACME.

2. Marketplace landscape

In 2022, there were 34 active B2C marketplaces for goods in El Salvador. The top 10 most visited marketplaces concentrated 92.9 per cent of total traffic (Table 1). Wanuncios was by far the most popular marketplace, with 42.8 per cent of total traffic, followed by eBay, with 18.3 per cent. Traffic from El Salvador to foreign global marketplaces stood at 25.7 million, 12.6 percent lower than in 2021. The most visited global site was Amazon, with 54.9 per cent of total traffic in global marketplaces (Figure 5.B).

The fastest growing marketplaces in 2022 were Megasubastas, an auctions site specialized in vehicles, and machinery; CarroCarros, a classifieds site specialized in automotive vehicles (such as cars, trucks, and motorcycles) and related services and products, and Heyanuncio, Yalwa and Gugadir, all classifieds sites (Figure 4).

Table 1

Leading marketplaces in El Salvador, 2022

Marketplace	Traffic (mill. visits)	Traffic share (%)	Annual growth (%)
Wanuncios	7.1	42.8	72.2
eBay	3.0	18.3	63.7
Locanto	1.1	6.8	-11.3
Desertcart	1.1	6.7	-35.1
PedidosYa	1.0	6.1	126.6
Carros en Venta San Salvador	0.6	3.5	165.7
Ubuy	0.5	2.8	229.2
Anuncios	0.4	2.3	137.9
Evisos	0.3	2.0	220.8
Clasificados.st	0.3	1.7	28.6
Top-10	15.4	92.9	50.5

Source: LACME.

Table 2

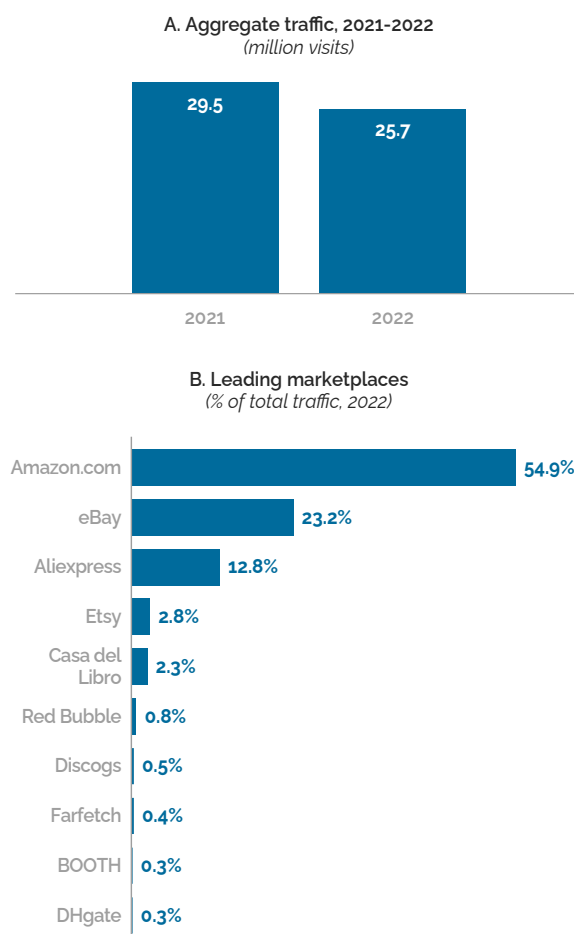
Selected e-commerce environment indicators, El Salvador, 2019-2022

Indicator	2019	2020	2021	2022
Active mobile-broadband subscriptions (per 100 inh.)	62.3	66.7	77.0	74.9
Population using the Internet (%)	50.5	54.6	62.9	-
Cross-border e-commerce (% of online sales)	-	-	65.0	71.0
Credit card ownership (% of adults)	-	-	3.6	-
Digital Trade Restrictiveness Index	-	-	-	-
Integrated Index of Postal Development	28.0	25.6	16.6	18.9

Source: OECD, ECLAC, World Bank, Ebanx, UPU, DTI Project.

Figure 5

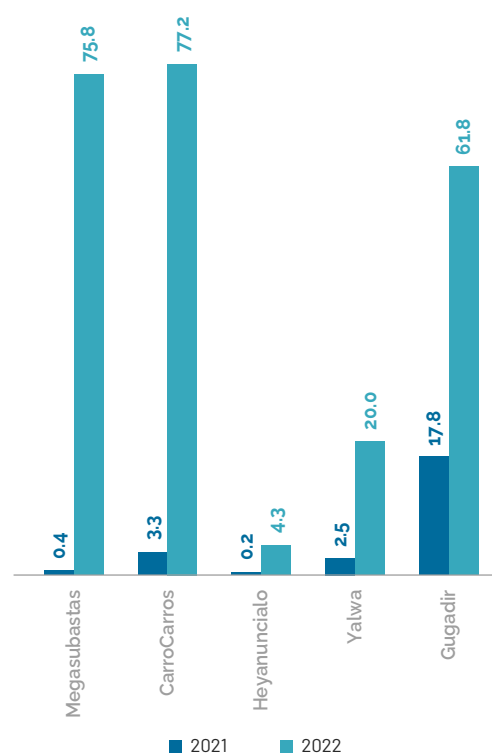
Traffic from El Salvador in foreign global marketplaces that ship to El Salvador, 2021-2022



Note: Marketplaces include all their country domains (e.g., Amazon includes amazon.es and amazon.fr). Source: LACME.

Figure 4

Traffic of fastest growing marketplaces in El Salvador, 2021-2022 (thousand visits)



Note: Marketplaces are ordered in decreasing order of percentage annual growth rates. Source: LACME.

3. Regional digital trade integration index

From the analysis of relevant policies for the integration of digital trade, the Regional Digital Trade Integration Index (RDTII) shows El Salvador's performance, compared to other LAC countries. The analysis integrates the scores of 12 pillars using a simple average method, where each pillar of the DTII is the weighted average of the indicator-level scores. Indicator scores range from "0" to "1" (where 0 indicates a better integration index) and are based on a review of existing policies and regulations, including those for ICT goods, intermediate goods, and inputs; digital delivery services; foreign investment in sectors relevant to digital trade; and use of personal data. The framework covers two components of digital trade policies, namely restrictions and enabling policies.

Figure 6

RDTI – Pillars scores, El Salvador and LAC

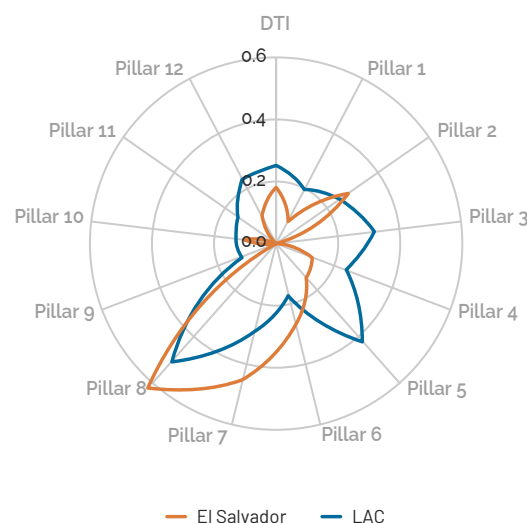


Table 3

RDTI – Pillars scores

	LAC	El Salvador
DTI index	0.25	0.18
Pillar 1: Tariffs and trade defense	0.20	0.08
Pillar 2: Public procurement	0.25	0.28
Pillar 3: Foreign Direct Investment	0.32	0.00
Pillar 4: Intellectual Property Rights (IPRs)	0.24	0.13
Pillar 5: Telecom infrastructure & competition	0.42	0.15
Pillar 6: Cross-border data policies	0.17	0.27
Pillar 7: Domestic Data policies	0.29	0.45
Pillar 8: Intermediary liability	0.51	0.63
Pillar 9: Content access	0.12	0.00
Pillar 10: Quantitative trade restrictions	0.13	0.10
Pillar 11: Technical standards	0.15	0.00
Pillar 12: Online sales and transactions	0.23	0.10

Source: Digital Trade Integration Project.

About the LAC Marketplace Explorer

The Latin America and the Caribbean Marketplace Explorer maps and monitors activity on retail e-commerce marketplaces across the region. It covers visitor traffic and other main characteristics of almost 900 marketplaces and more than 2,900 marketplace websites. It was developed by the ecomConnect team at the International Trade Centre (ITC), the United Nations Economic Commission for Latin America and the Caribbean (UN-ECLAC), and the Centre for Market Insights of the Amsterdam University of Applied Sciences, with the support of the Forum for East Asia-Latin America Cooperation (FEALAC).

Learn more and explore the data at:

[The Latin America and the Caribbean Marketplace Explorer \(LACME\)](#).

Additional resources

El Salvador

- [eTrade for all Country Profile](#)
- [U.S. International Trade Administration Country Commercial Guide](#)
- [Digital Trade Integration Project Country Profile](#)

Latin America and the Caribbean

- [Digital Agenda for Latin America and the Caribbean \(eLAC 2024\)](#)
- [eTrade for all news and resources](#)
- [International Trade Centre Country Profiles](#)