

Trade in services in Latin America and the Caribbean: Recent trends and links with Africa and Asia



DIGITAL CONFERENCE

TRADE IN SERVICES: CONTRASTING AFRICA, ASIA AND LATIN AMERICA



Nanno Mulder is Chief of the International Trade Unit of the Economic Commission for Latin America and the Caribbean (ECLAC). His current main research and technical assistance topics are global value chains in general and global services in particular, cross-border e-commerce, and sustainable trade with a focus on SME internationalization, gender gaps and climate change. He previously worked at the Organization for Economic Cooperation and Development (OECD, 2002-2005) and the Center for Prospective Studies and International Information (CEPII, 1996-2001) and holds a PhD in economics from the University of Groningen, The Netherlands.



LIVE TRANSMISSION



Content

1. Global and regional trends
2. Services trade between Latin America and the Caribbean, Africa and Asia
3. Barriers to (digital) services trade and FTAs



NACIONES UNIDAS

CEPAL

1. Global and regional trends

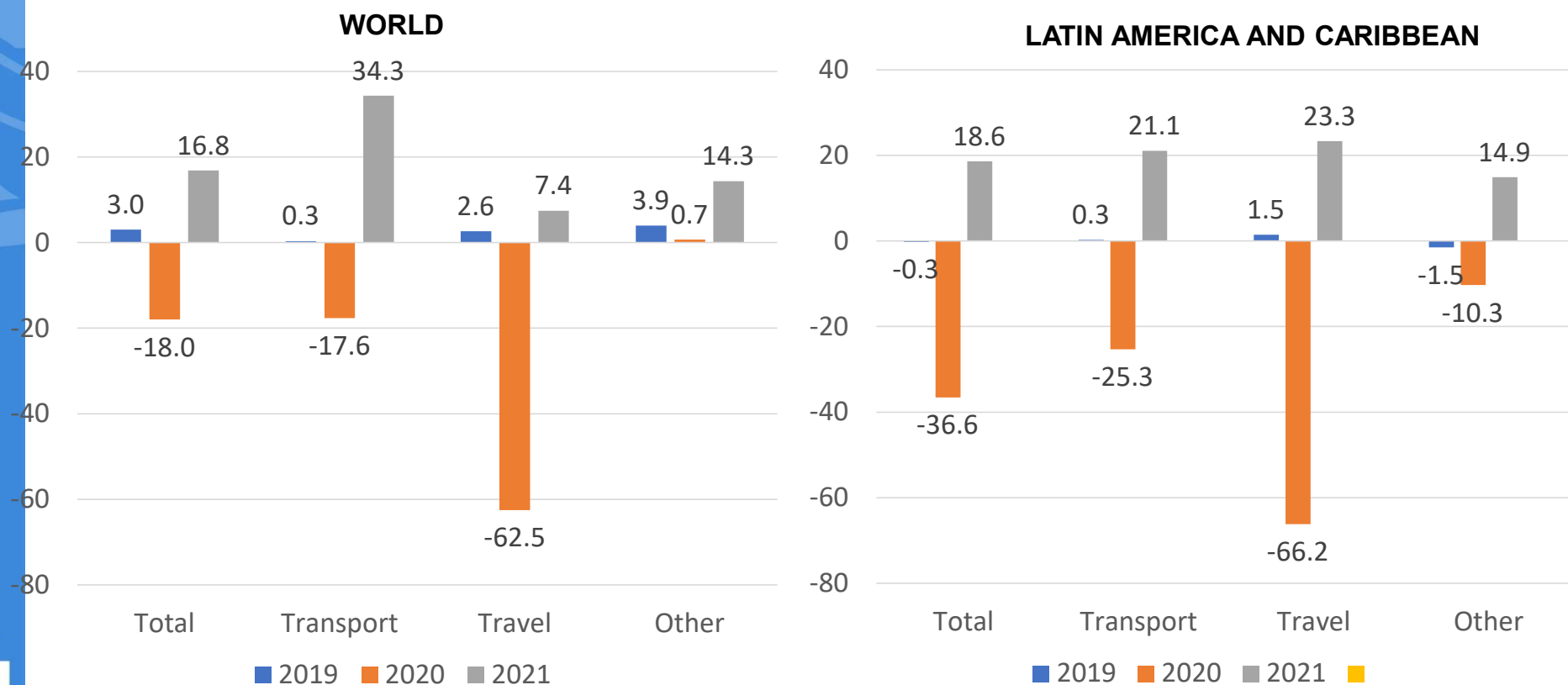


NACIONES UNIDAS

CEPAL

Global and LAC services exports did not fully recover in 2021, in particular tourism

WORLD AND LAC: SERVICES TRADE WITH AFRICA AND ASIA, 2005-2019
(Millions USD)

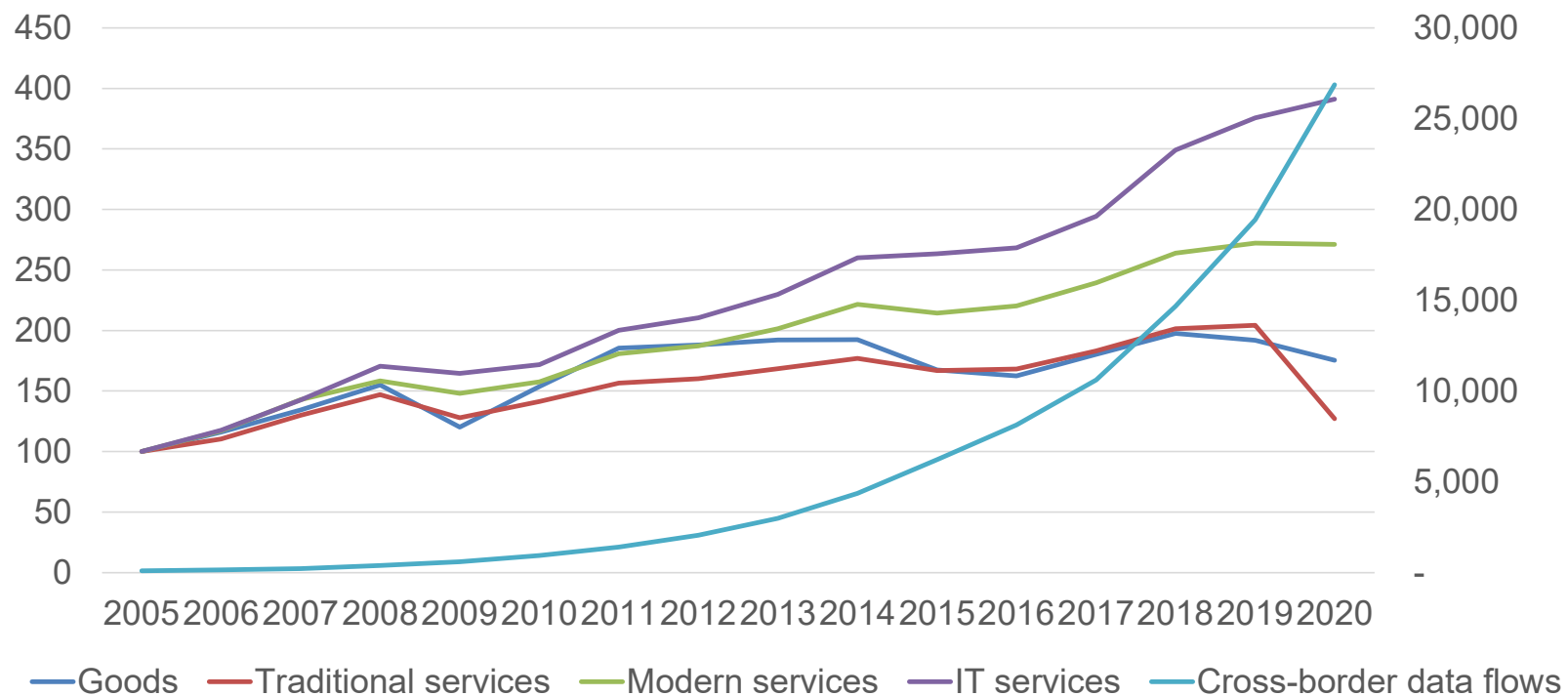


Source: Elaboration by the autor based on WTO Stats

Trade is dematerializing: trade in digital services grows faster than that in traditional services

WORLD: TRADE IN GOODS, TRADITIONAL AND MODERN SERVICES, AND CROSS-BORDER DATA FLOWS, 2005-2020

(Index 2005 = 100)

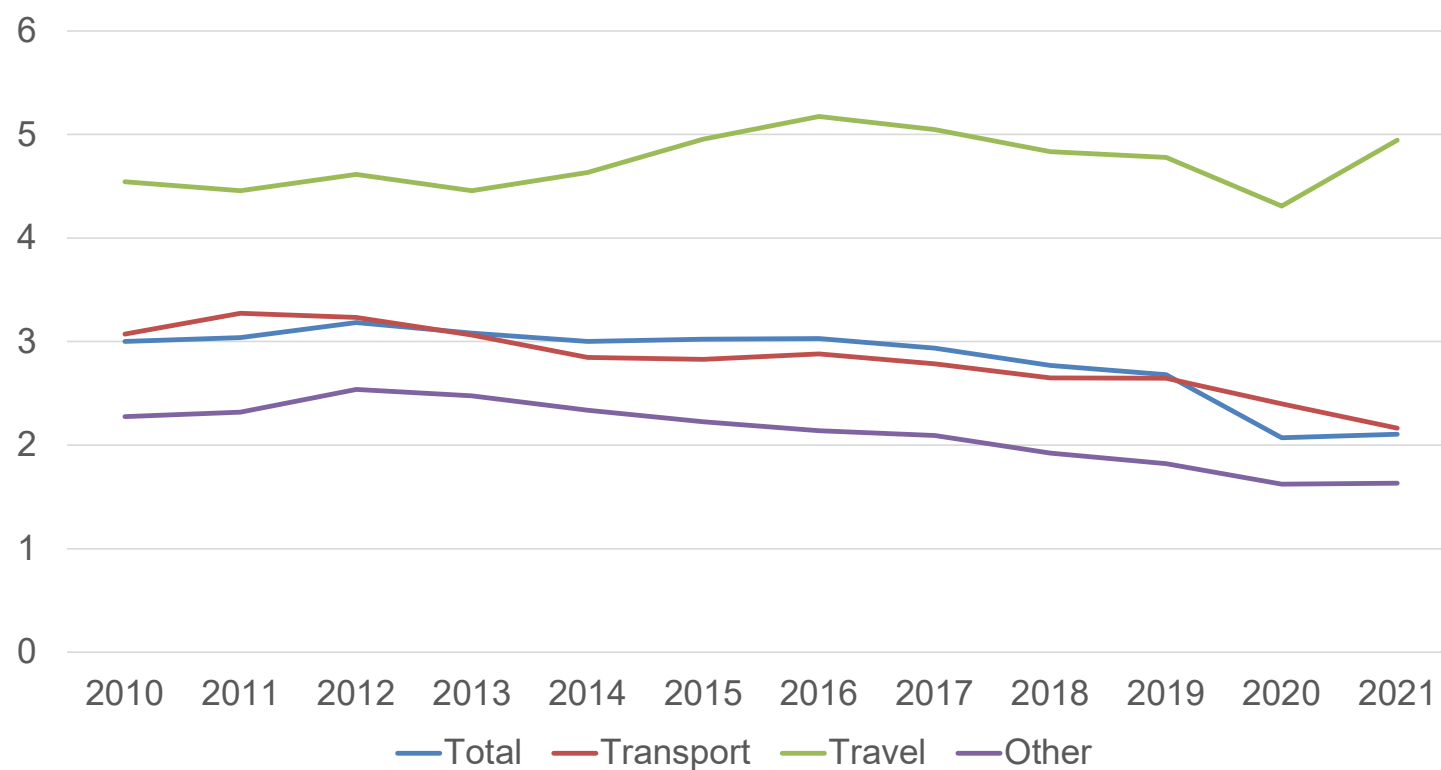


Source: ECLAC, based on WTO, World Trade Statistical Review and McKinsey Global Institute 2019, Globalization in Transition: The Future of Trade and Value

The market share of Latin America and the Caribbean in global services exports is low and declining

LAC: SHARE IN WORLD EXPORTS, 2010-2020

(Percentage)



Source: Elaboration by the autor based on WTO Stats



NACIONES UNIDAS

CEPAL

2. Services trade between LAC, Africa and Asia



NACIONES UNIDAS

CEPAL

LAC services trade with Africa is about one tenth of that with Asia. Both stagnated after 2014

LAC: SERVICES TRADE WITH AFRICA AND ASIA, 2005-2019
(Millons USD)

AFRICA



ASIA

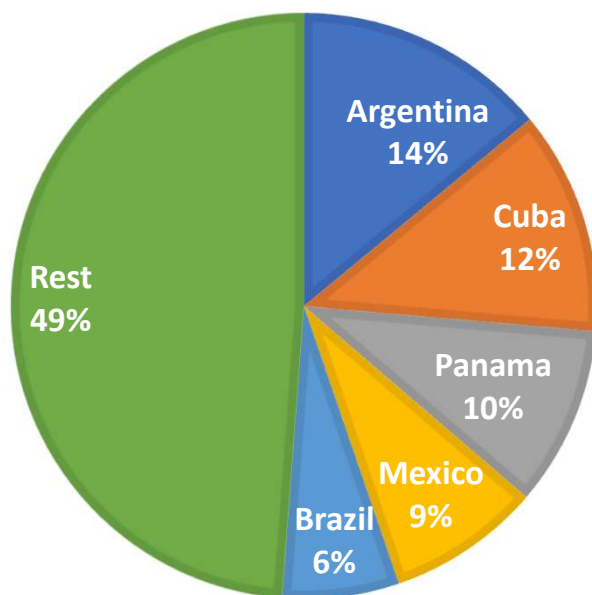


Source: Elaboration by the autor based on WTO, Balanced trade in services (BATIS) dataset, https://www.wto.org/english/res_e/statis_e/trade_datasets_e.htm#BaTis6

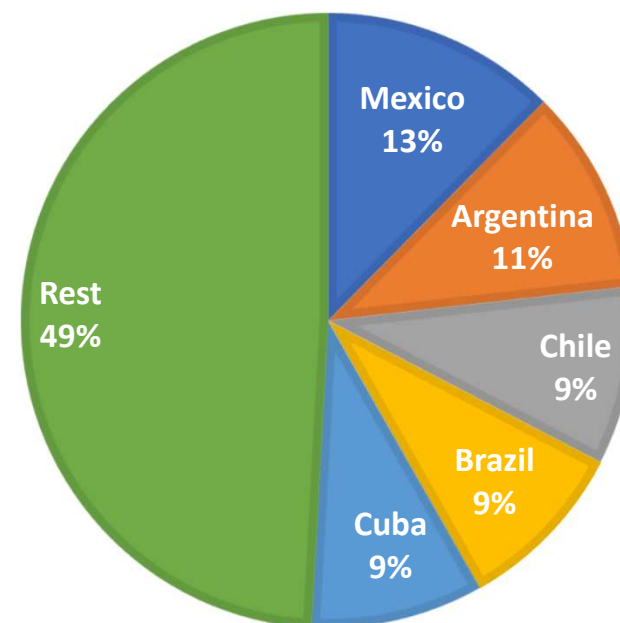
Different LAC countries dominate regional exports to Africa and Asia

AFRICA AND ASIA: MAIN EXPORTING COUNTRIES TO LAC, 2019
(Millions USD)

AFRICA



ASIA



Source: Elaboration by the autor based on WTO, Balanced trade in services (BATIS) dataset, https://www.wto.org/english/res_e/statis_e/trade_datasets_e.htm#BaTis6

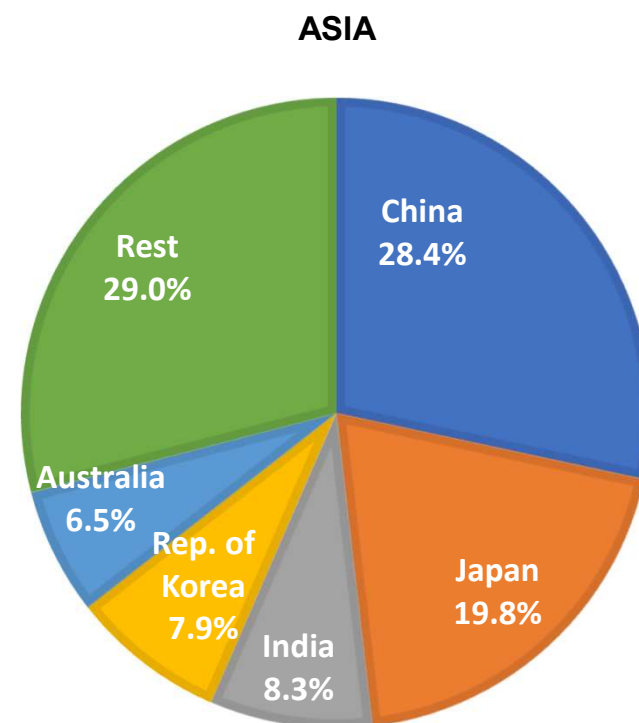
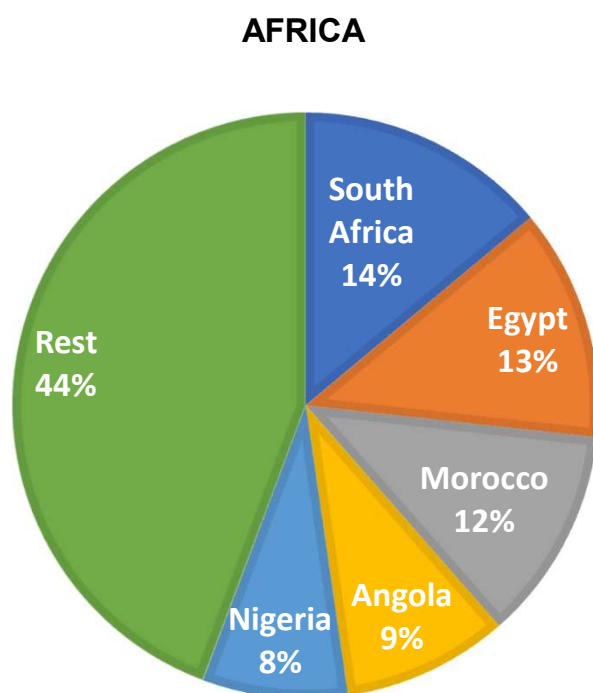


NACIONES UNIDAS

CEPAL

Few countries dominate African and Asian exports to LAC

AFRICA AND ASIA: MAIN EXPORTING COUNTRIES TO LAC, 2019
(Millions USD)



Source: Elaboration by the autor based on WTO, Balanced trade in services (BATIS) dataset, https://www.wto.org/english/res_e/statis_e/trade_datasets_e.htm#BaTis6



NACIONES UNIDAS

CEPAL

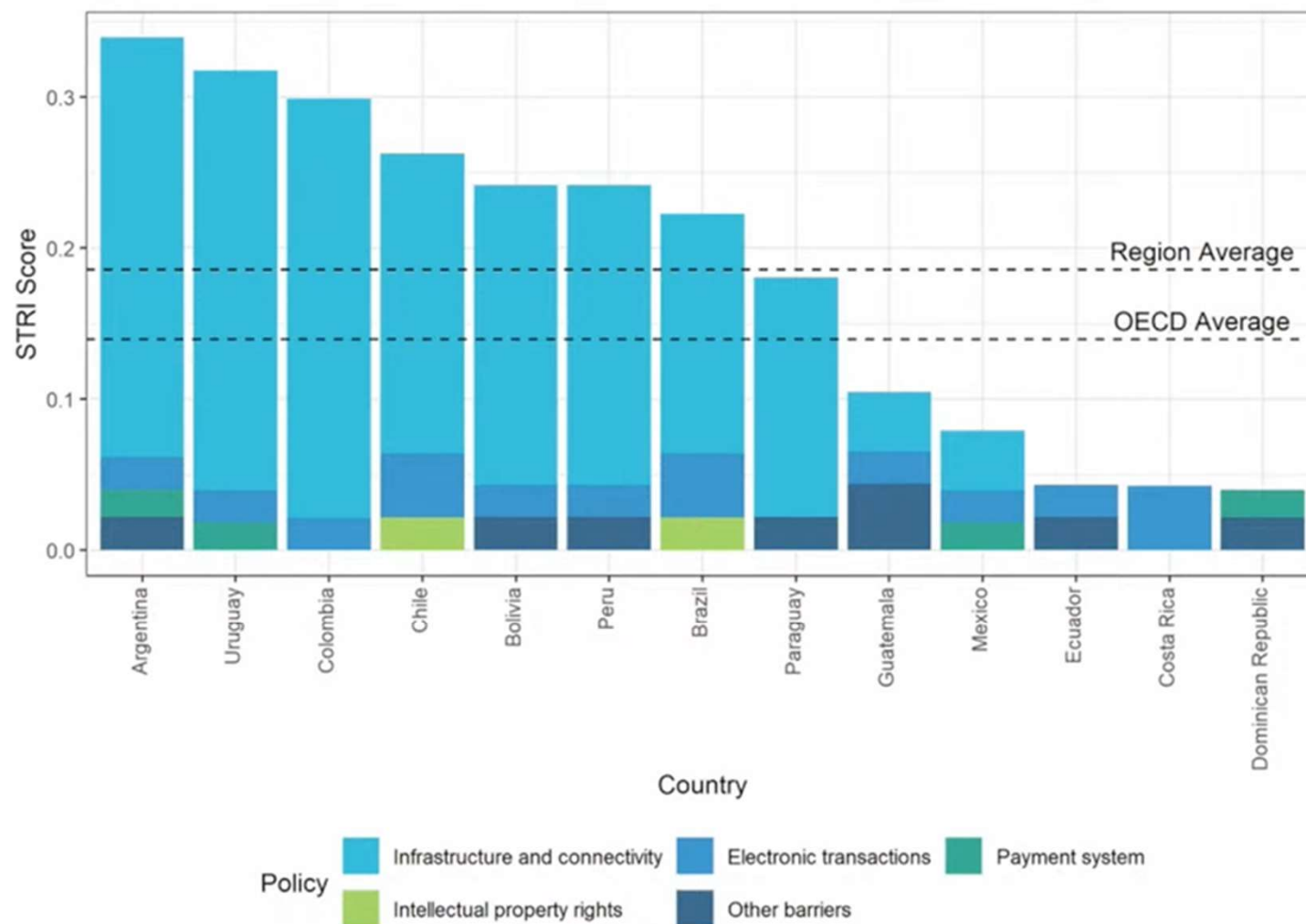
3. Barriers to (digital) services trade and FTAs



NACIONES UNIDAS

CEPAL

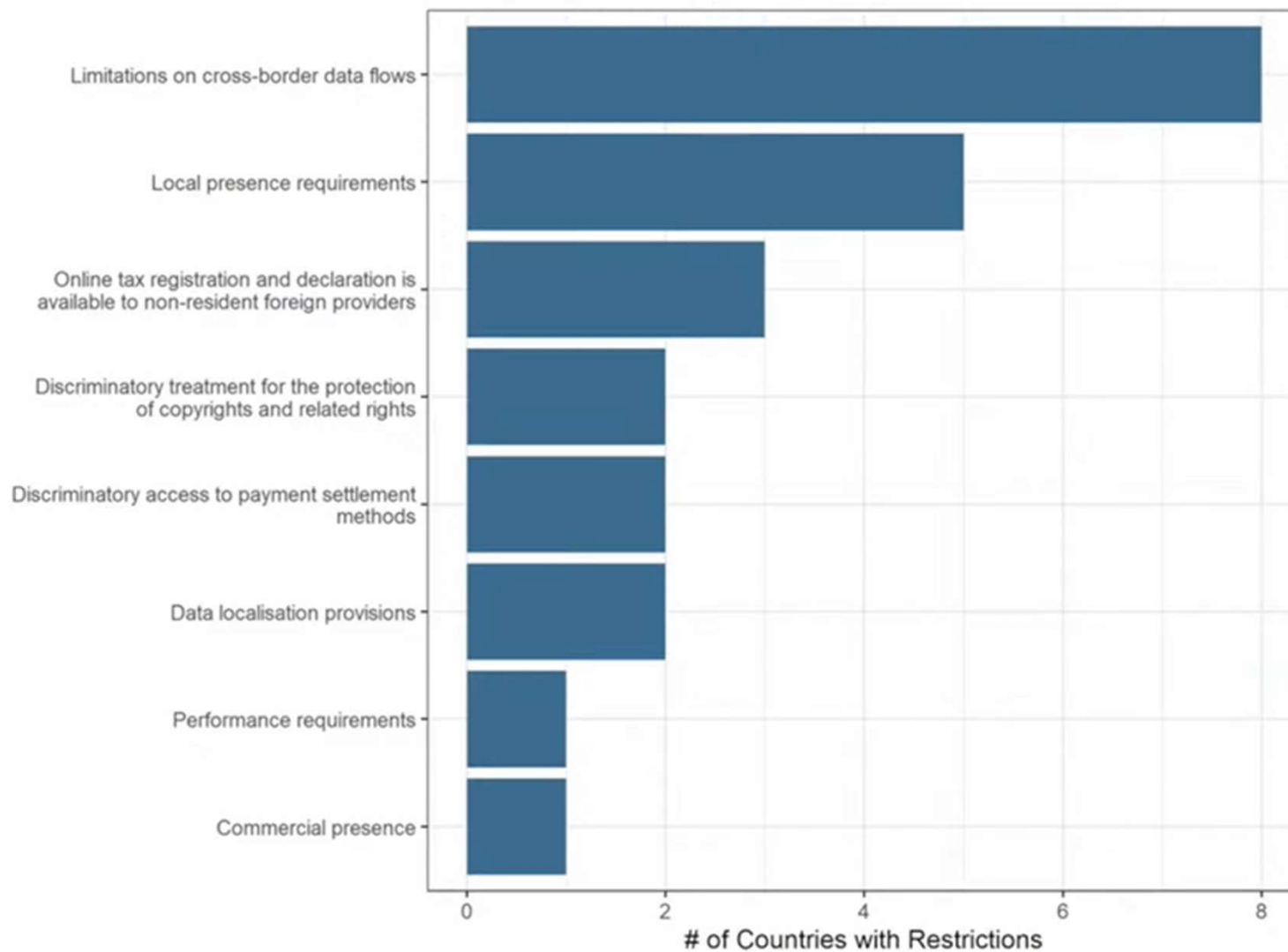
Digital services



NACIONES UNIDAS

CEPAL

Common Restrictions in Digital Services





Shedding New Light on the Evolving Regulatory Framework for Digital Services Trade



United Nations
Economic Commission for Africa



UNITED NATIONS

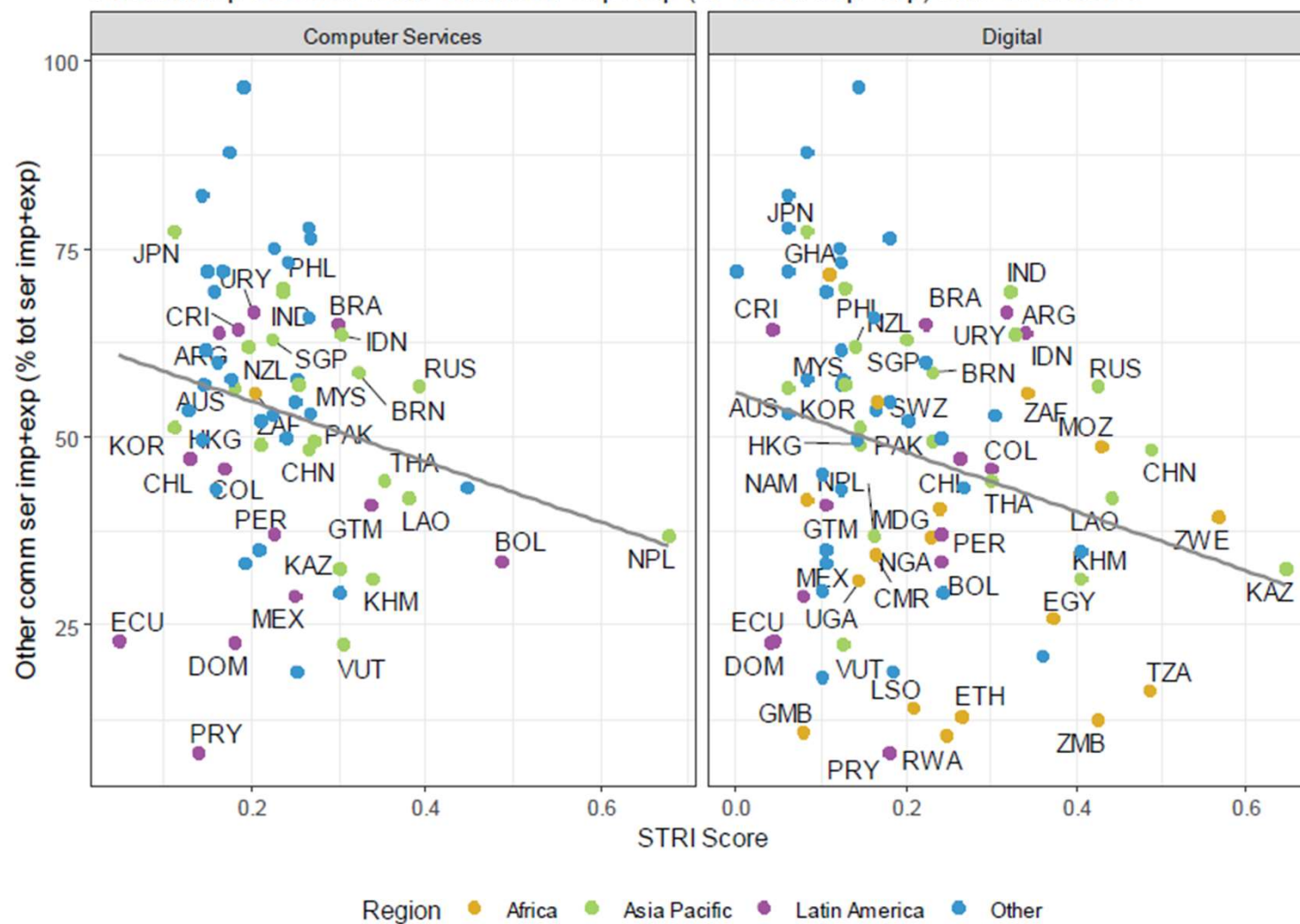
ECLAC



NACIONES UNIDAS

CEPAL

Relationship between Other comm ser imp+exp (% tot ser imp+exp) and STRI Score



NACIONES UNIDAS

CEPAL

Subregional integration schemes liberalize services trade, but only the Pacific Alliance covers key áreas of digital trade

Table 3: LAC Intraregional Trade Agreements in Force and Notified to the WTO

Regional Trade Agreement	Coverage	Date of Entry into Force	Signatories
Pacific Alliance	Goods & Services	1-May-16	Chile; Colombia; Mexico; Peru
Mexico - Central America	Goods & Services	1-Sep-12	Costa Rica; El Salvador; Guatemala; Honduras; Mexico; Nicaragua
Colombia - Northern Triangle (El Salvador, Guatemala, Honduras)	Goods & Services	12-Nov-09	Colombia; El Salvador; Guatemala; Honduras
Dominican Republic - Central America	Goods & Services	4-Oct-01	Costa Rica; Dominican Republic; El Salvador; Guatemala; Honduras; Nicaragua
Southern Common Market (MERCOSUR)	Goods & Services	29-Nov-1991(G) / 07-Dec-2005(S)	Argentina; Brazil; Paraguay; Uruguay

Source: Paolo Giordano, Cloe Ortiz de Mendívil. (2021). Trade in services in Latin America and the Caribbean: an overview of trends, costs, and policies, IDB, Washington DC



NACIONES UNIDAS

CEPAL

Thanks Muchas gracias

nanno.mulder@un.org



NACIONES UNIDAS



www.cepal.org

