



VISION 2030 JAMAICA - NATIONAL DEVELOPMENT PLAN

PRESENTATION TO ILPES
ON
M&E AND E-DASHBOARD

JUNE 19, 2014

Planning for a Secure and Prosperous Future



Vision 2030 Jamaica Structure



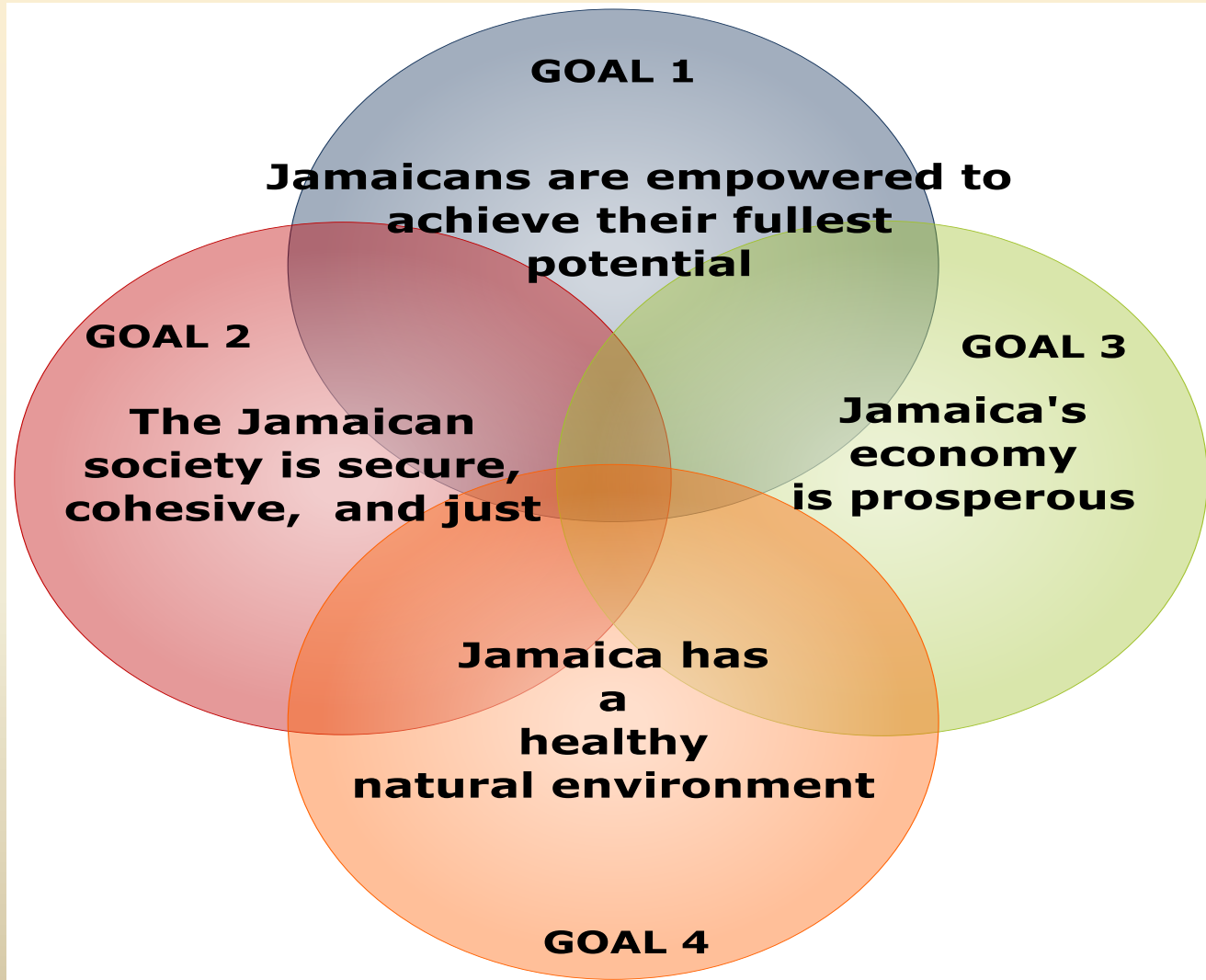


National Vision Statement

“ Jamaica, the place of choice to live, work, raise families, and do business ”



National Goals





National Outcomes



1. A Healthy and Stable Population
2. World-Class Education and Training
3. Effective Social Protection
4. Authentic and Transformational Culture



5. Safety and Security
6. Effective Governance



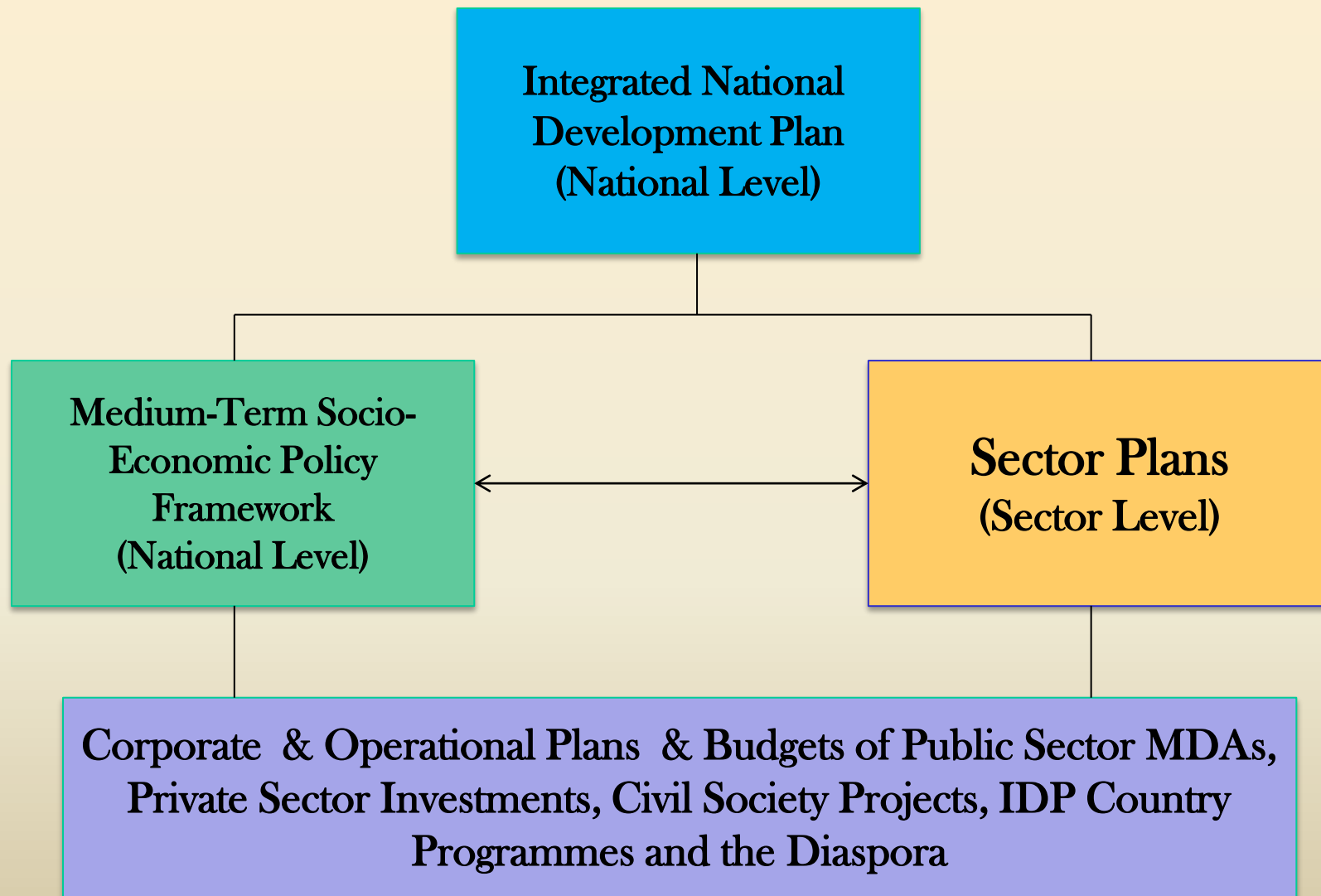
7. A Stable Macroeconomy
8. An Enabling Business Environment
9. Strong Economic Infrastructure
10. Energy Security and Efficiency
11. A Technology-Enabled Society
12. Internationally Competitive Industry Structures



13. Sustainable Management and Use of Environmental Resources
14. Hazard Risk Reduction and Adaptation to Climate Change
15. Sustainable Urban and Rural Development



Integrated Planning and Implementation Framework





Medium Term Socio–Economic Policy Framework (MTF)

- **Main Mechanism for Implementation of Vision 2030 Jamaica – National Development Plan**
- **Three –Year Package of Priority Outcomes, Strategies, Actions and Programmes**
- **First MTF developed for FY2009/2010 – FY2011/2012**
- **Second MTF developed for FY2012/2013 – FY2014/2015**



MTF 2012–2015 Priority Themes and National Outcomes

National Goals	Medium Term Theme	Priority National Outcomes
<p><u>National Goal # 1:</u> Jamaicans Are Empowered To Achieve Their Fullest Potential</p>	<p>Development and Protection of Human Capital</p>	<p>A Healthy and Stable Population</p> <p>World Class Education and Training</p> <p>Effective Social Protection</p>
<p><u>National Goal # 2:</u> The Jamaican Society Is Secure, Cohesive and Just</p>	<p>National Security and Justice</p>	<p>Security and Safety</p> <p>Effective Governance</p>
<p><u>National Goal # 3:</u> Jamaica’s Economy Is Prosperous</p>	<p>Economic Stability, Competitiveness and Employment</p>	<p>A Stable Macroeconomy</p> <p>An Enabling Business Environment</p> <p>Priority Economic Projects</p>
<p><u>National Goal # 4:</u> Jamaica Has a Healthy Natural Environment</p>	<p>Environmental Resilience and Climate Change Response</p>	<p>Hazard Risk Reduction and Adaptation to Climate Change</p>



MTF 2012–2015: Selected Priority Strategies and Actions

Priority Strategies and Actions (Selected)	Timeline for Completion	Responsible Agencies
National Outcome #6: Effective Governance		
National Strategy 6-7: Strengthen accountability and transparency mechanisms		
Promulgate and enforce regulations for whistle-blower legislation	FY2013/2014 – FY2014/2015	MOJ, OPC
Establish consolidated anti-corruption body	FY2013/2014 – FY2014/2015	MOJ
National Outcome # 7 – A Stable Macroeconomy		
National Strategy 7-3: Maintain financial system stability		
Undertake amendment of the Bank of Jamaica Act and FSC Act to strengthen overall financial system regulation and stability	FY2013/2014	MOFP, BOJ, FSC
National Outcome #12 – Internationally Competitive Industry Structures		
National Strategy 12-4: Enhance framework for competition among enterprises		
Complete amendment to the Fair Competition Act	FY2012/2013 – FY2014/2015	FTC



M & E Framework for Vision 2030 Jamaica

- **Results-Based M & E System**
- **Framework of National Outcome Indicators**
- **Annual and 3 Year Progress Reports**
- **Evaluation of each MTF (every 3 years)**
- **Monitoring and Evaluation Plan**
- **Indicator Framework updated/reported on annually and revised for each MTF**
- **Component of integrated planning, budgeting, M&E system in the public sector that is aligned to Vision 2030 Jamaica**






Vision 2030 Jamaica – Statistical Framework

- **46 National Outcome Indicators with Targets for 2012, 2015 and 2030**
- **E-Dashboard of Indicators online on Vision 2030 Jamaica website**
- **National Dashboard of Indicators for Quarterly Reporting on National Well-Being**
- **Role of JAMSTATS database**
- **Framework of Sectoral Indicators and Targets**
- **Main sources of data include STATIN, MDAs, PIOJ, International Sources**
- **STATIN – Source of 17 of 46 National Indicators**







Vision 2030 Jamaica Indicators: A Healthy and Stable Population

Indicators	Base line	Actual				Targets			Dash board
	2007	2009	2010	2011	2012	2012	2015	2030	
Human Development Index (HDI)	0.717	0.724	0.726	0.727	0.730	0.745	≥0.754	≥0.800	Yellow 
Life Expectancy (LE) at Birth – Total (years)	72.4	72.7	72.7	74.15	74.15	72.80	73.40	76.40	Green 
Population Growth Rate (%)	0.47	0.2	0.2	0.3	0.3	0.45	0.35	0	Green 



Indicator Framework – Summary of Performance over first four years 2009–2012

Vision 2030 Jamaica Indicators – Dashboard of Performance

<u>Traffic Signal</u>	<u>No. of Indicators</u>	<u>%</u>	<u>Selected Indicators</u>
 Green	11	24%	Literacy, Murder, Life Expectancy, Inflation Rates, Housing Quality Index
 Yellow	13	28%	HDI, Renewables, Secure Housing Tenure
 Red	18	39%	Poverty, Debt, GDP, Unemployment
 Grey	4	9%	Tertiary Enrolment, Case Disposal
TOTAL	46	100%	

Traffic Signals (based on 2012 performance):

Green - Met or exceeded target (2012)

Yellow - Improved over baseline but did not meet target (2012)

Red - Equal to or worse than baseline

Grey - Not applicable (no target set for 2012)



Vision 2030 Jamaica: e-Dashboard Objective



- **Presents you with a tool/platform that allows you to monitor Jamaica's progress towards achieving our developmental targets**



JAMAICA THE PLACE OF CHOICE TO LIVE, WORK, RAISE FAMILIES AND DO BUSINESS

What are the national priorities of Jamaica and how do we know how well we are achieving our goals?

Each National Development Goal contains a set of strategic outcomes to focus our efforts on education, health, security, governance, economic development, the environment and overall well-being. These are linked to results indicators so we know how well we're progressing. Explore our Vision for 2030 using this interactive dashboard to view strategy documents, progress reports, and explore development data.

GOAL 1	GOAL 2	GOAL 3	GOAL 4
Jamaicans are Empowered to Achieve Their Fullest Potential	The Jamaican Society is Secure, Cohesive and Just	Jamaica's Economy is Prosperous	Jamaica has a Healthy Natural Environment
Click to View Strategic Outcomes	Click to View Strategic Outcomes	Click to View Strategic Outcomes	Click to View Strategic Outcomes

National Development Goal 1: Jamaicans are Empowered to Achieve Their Fullest Potential

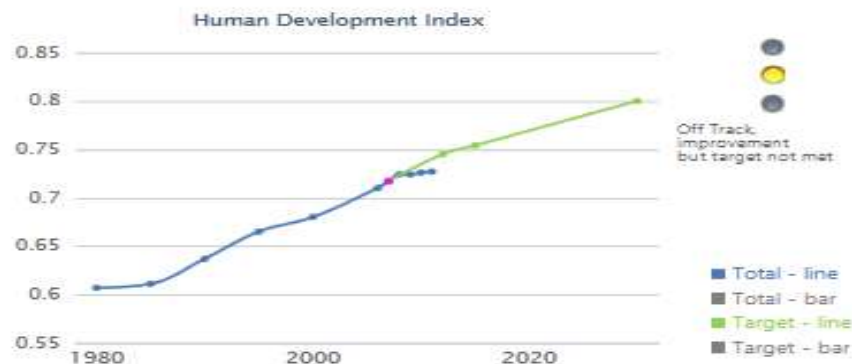
- Outcome 1: A Healthy and Stable Population

Under this outcome, Vision 2030 Jamaica builds on the positive results achieved for our population and health profile in recent years (e.g. life expectancy which stood at 72.4 years in 2007), to ensure that where the health and other population outcomes are weak (e.g. infant mortality which stood at 21.3 per thousand in 2005⁴⁰) they will be strengthened to compare with the best in the world. We expect our average life expectancy to be higher than 76 years. [read more >>](#)

- [Download full strategy](#)
- [Download progress report](#)

Select indicators-

Human Development Index



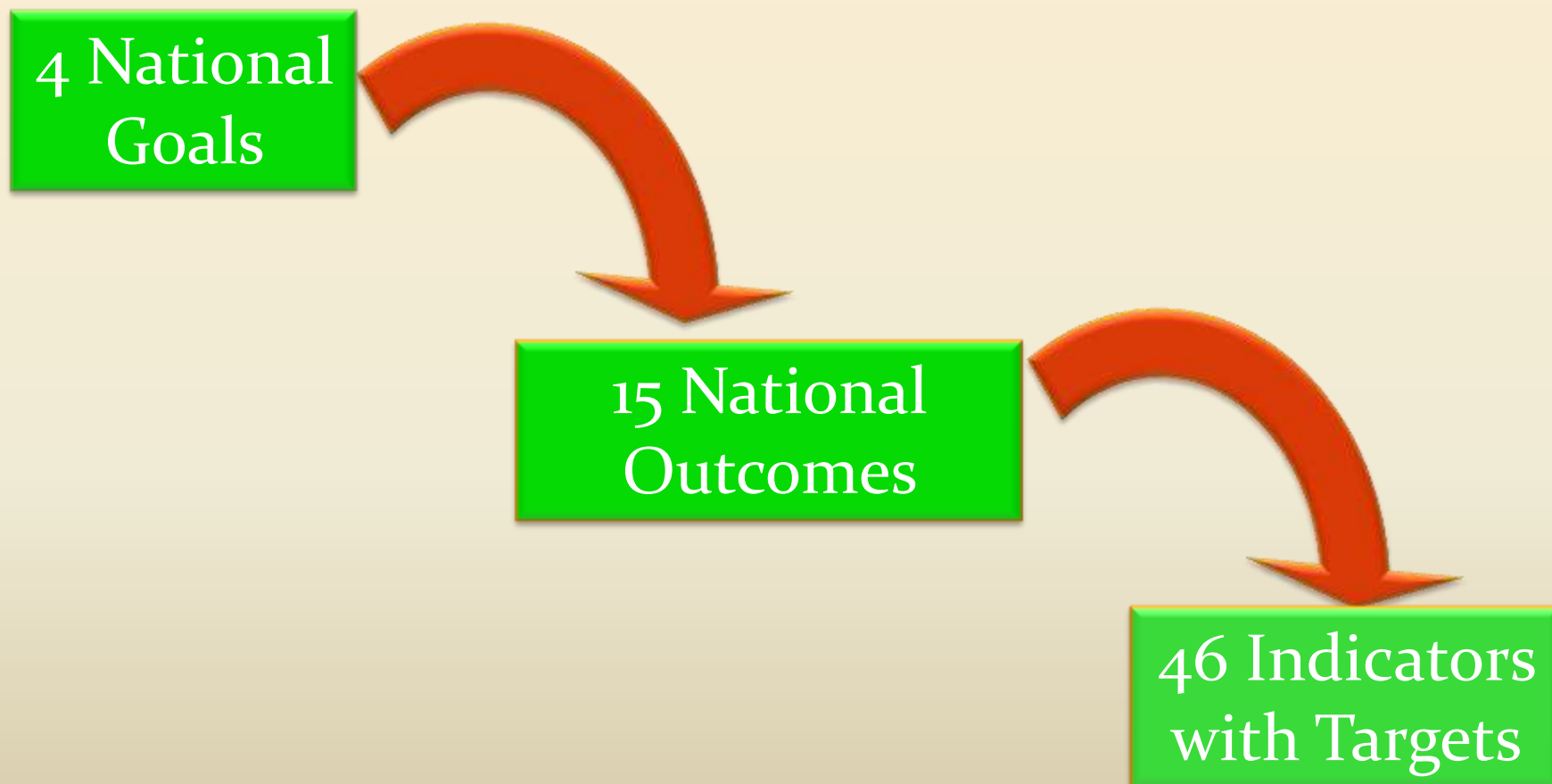
+ Outcome 2: World-Class Education and Training

+ Outcome 3: Effective Social Protection

+ Outcome 4: Authentic and Transformational Culture



Vision 2030 Jamaica: e-Dashboard Structure





e-Dashboard – National Goal 1

National Goals	National Outcomes	Indicators
Goal 1: Jamaicans are Empowered to Achieve their Fullest Potential	Outcome 1: A Healthy and Stable Population	Human Development Index
		Life expectancy at birth
		Population growth rate
		Outcome 2: World-Class Education and Training
		Gross enrolment rate at tertiary level
		Percentage of labour force that is certified
		Outcome 3: Effective Social Protection
		Percentage of PATH beneficiaries in consumption quintiles 1 and 2
		Poverty headcount ratio
	Outcome 4: Authentic and Transformational Culture	Use of Cultural Resources Index





Next Steps

- **Update Vision 2030 Jamaica National Outcome Indicator Framework on annual basis**
- **Review and revise National Indicator Framework every three years for each new MTF**
- **Complete development of sector indicator framework (in collaboration with TWGs)**
- **Ensure regular progress reporting and completion of institutional framework for Vision 2030 Jamaica**



THANK YOU

www.vision2030.gov.jm

www.facebook.com/vision2030ja



DISCUSSION