



---

United Nations Economic Commission for Europe  
Statistical Division

# UNECE MDG Statistical Programme

UNECE

Inter regional MDG indicators Meeting:

“Sharing knowledge to improve MDG monitoring and reporting”


*UNECLAC, Santiago, Chile, 15-17 May 2012*





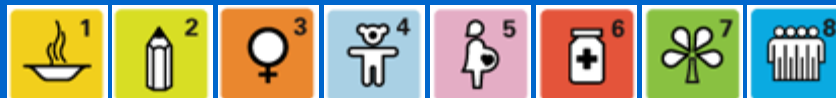
# UNECE and MDGs: Activities

- ❖ Regional expert groups meetings/capacity building Workshops
- ❖ National capacity building missions
- ❖ MDG database and data & metadata repository
- ❖ Analysis & Information MDG data
- ❖ Collaboration within UNECE and UN system




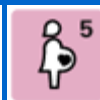
# Activities 2010-2011: Workshops

- ❖ Regional Workshop on MDG monitoring (Geneva, 2010.11): methodology, discrepancies & additional indicators MDG 4&5, national coordination
- ❖ Regional Workshop on poverty and employment indicators of MDG1 (Almaty, 2011.09: methodology, discrepancies & additional indicators



# Activities 2010-2011: Database

- ❖ Made available on-line data used for official national and international monitoring (end 2010)
- ❖ Currently:
  - On-line: 25 countries, 119 indicators, 5,962 data points, and 18,153 footnotes
  - Repository: 25 countries, 182 indicators, 7,850 data points, 19,714 metadata reference points, and 364,386 metadata points
- ❖ Further Improvements:
  - Added Quick statistics
  - Additional indicators proposed at workshops
  - Additional Metadata (data repository)




---

## Increased public knowledge on MDGs Advice and promotion & Collaboration within UN

---




- ❖ UNECE MDG report
- ❖ UNECE Weekly articles
- ❖ Presentations to University students
- ❖ Presentations at other meetings
- ❖ MDG Handbook in Russian
- ❖ Participation in IAEG-meetings and working groups
- ❖ Participation in post-2015 discussions



# Activities 2012-13

- ❖ Database
- ❖ Data & Metadata Repository
- ❖ Technical Missions/Capacity Building
- ❖ Horizontal Cooperation Technical Mission
- ❖ Analysis & reporting
- ❖ Coordination (IAEG etc)
- ❖ Servicing UN system and national governments etc..



# 2012-2013: Database and data repository




## ❖ Database

- Add more official national MDG reports & on-line data
- Add additional indicators
- Add other data sources with official estimates of MDG indicators


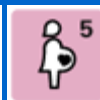
## ❖ Data repository:

- Add detail from sources (focus on: Definitions, Methodology and Primary data source)
- Make metadata available on-line (wiki style platform)



# 2012-2013: Capacity Building


- ❖ Three national capacity building workshops
  - First tier countries: Armenia, Moldova, and Tajikistan
- ❖ Horizontal cooperation technical mission
  - Visit to 2-3 countries by representatives from other countries
- ❖ Albania national workshop on MDG 2 & MDG 3






# Possible topics for national capacity building missions

- ❖ **Methodology:** assist a country in implementing internationally agreed methodologies to estimate indicators from primary data sources
- ❖ **On-line data dissemination:** assist a country in creating an online dissemination tool for MDG-data (for example in PcAxis)
- ❖ **Metadata:** improve the provision of metadata in a country. This can be from the primary data sources up to the final disseminated data or any part of it.
- ❖ **Data analysis:** improve the analytical capacity regarding one or more indicators



# Horizontal Cooperation:

- ❖ Process from planning a survey to the final dissemination of an MDG-indicator
- ❖ Back to back to Albania national workshop on MDG 2 & MDG 3
- ❖ Other proposals?



## 2012-2013: Other

### ❖ Analysis:


- Contribute data, analyses and text to the Regional MDG-report
- Report on data discrepancies

### ❖ Post 2015:

- Regional interest/relevance

### ❖ Promoting data coming from region etc..

### ❖ Coordination UN system and NSOs



---

# UNECE Regional MDG Database

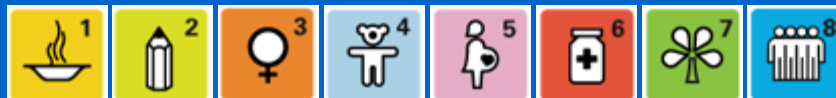
---



# UNECE Regional MDG Database: Principles




- ❖ UNECE has a mandate to produce a regional MDG database (*ECOSOC: E/2006/15/Add.1, page 11*)
- ❖ Focus on Eastern Europe, South-eastern Europe, Caucasus and Central Asia
- ❖ Added value for member states
- ❖ No duplication of efforts
- ❖ No increase in national burden but alleviate



# Regional MDG-database: further considerations



- ❖ National estimates should be acknowledged
- ❖ Different alternative/harmonized UN estimates exist
- ❖ Comparing estimates and sources useful
- ❖ All data are publicly available but not in one place and not documented
- ❖ General audience should not be confused with multiple estimates
- ❖ UNECE provides a neutral platform with a regional focus




# MDG data: Issues

## ❖ Comparability of data:

- Several estimates for the same MDG-indicator for the same period exist, sometimes even in one National MDG-report
- Limited deviation from recommended (exact definition often differs)
- Alternative indicators exist
- Disaggregated data exists
- Updated and corrected figures published

❖ ➔ Need for overview with adequate metadata for interpretation



# UNECE regional MDG-database:


## ❖ Two databases:

### I) Official National and International estimates

- 1) Most recent official National estimates
- 2) Most recent official International estimates
- Basic relevant metadata in footnotes

### II) Data repository with extended metadata


- For expert users
- All official national estimates (multiple estimates)
- Detailed metadata





# I.1) Official National MDG estimates

- ❖ Regional overview nationally authorized MDGs estimates
- ❖ Sources:
  - **National MDG-reports**
  - **National MDG websites**
  - *Official statistics (NSO yearbooks and publications)*
  - *Data request by UN-family*
- ❖ Updates: Most recent estimate for certain period only
- ❖ Relevant disaggregated MDG indicators
- ❖ Additional regional MDG indicators




## I.2) Official UN-estimates

### ❖ Data Sources:

- Official international estimates ([unstats.un.org](http://unstats.un.org))
- Additional indicators from other UN agencies (e.g. WHO, WB etc.)

### ❖ Use:

- To compare with official national data
- Additional indicators for analysis
- Compare: more harmonized data
- Sometimes estimates when no national data



# UNECE MDG Database of official estimates: Main Page Databases



http://w3.unece.org/powebr/Dialog/

Google Search More >>

Sign In

UNECE United Nations Economic Commission for Europe

Home About UNECE Programmes Information Meetings Contact us

**Languages**  
English  
Русский

**Statistics**  
Working with member countries to strengthen official statistics

**About us**  
Meetings and papers  
Publications  
Working groups  
Links  
Contact us

**What is new?**  
**Internship with the UN?**  
We are looking for interns with programming skills to help us improve our SQL database. For more information please contact **Steven Vale** and see our information for interns.

**Search in database**  
Find

**Information**  
Home  
About this database  
Glossary of terms  
Facts and Figures

**User**  
Email:  
Log in  
Remember email  
My Tables  
Register as new user

**Forgot your password?**  
**See also**  
Download PC-Axis

**UNECE STATISTICAL DATABASE**  
Comparable data for Europe, North America and Central Asia

**NEW Quick Statistics for Key Indicators**

- UNECE maps
- Bar Charts Choose an Indicator

**Country Overviews**  
UNECE Member Countries in Figures

**Economic Statistics**  
Overview Tables National Accounts Labour Force & Wages Price Indices Industrial Production External Economic Relations

**Forestry Statistics**  
Forest Resources Forest Health and Vitality Productive Functions Biological Diversity Protective Functions Socio-economic Functions

**Gender Statistics**  
Gender Country Profiles Population Fertility, families and households Work and the economy Education Public life and decision making Health and mortality Crime and violence Science and ICT Work-life balance

**Transport Statistics**  
Road Traffic Accidents Road Traffic Infrastructure Road Vehicle Fleet Railway Traffic Railway Vehicles Inland Waterway Traffic Inland Waterway Vessels Oil Pipeline Transport Transport

**Millennium Development Goals**  
Goal 1: Eradicate extreme poverty and hunger Goal 2: Achieve universal primary education Goal 3: Promote gender equality and empower women Goal 4: Reduce child mortality Goal 5: Improve maternal health Goal 6: Combat HIV/AIDS, malaria and other diseases Goal 7: Ensure environmental sustainability Goal 8: Develop a global partnership for development

Didn't find what you were looking for? Please try:

- The UNECE "Data Locator" Search by theme for data from other international agencies
- Country Profiles Statistical overview of each UNECE member country

support.stat@unece.org


© United Nations Economic Commission for Europe and Terms of Use Privacy Notice



# UNECE MDG Database of official estimates: Goal 1



A screenshot of a web browser displaying the UNECE Statistical Database. The browser's address bar shows the URL: http://w3.unece.org/pwweb/database/STAT/88-MDG/11-MDGGOAL1. The page features the UNECE header with navigation links: Home, About UNECE, Programmes, Information, Meetings, and Contact us. On the left sidebar, there are sections for Languages (English, Русский), Statistics (Working with member countries to strengthen official statistics), About us (Meetings and papers, Publications, Working groups, Links, Contact us), What is new? (Internship with the UN? We are looking for interns with programming skills to help us improve our SQL database. For more information please contact Steven Vale and see our information for interns.), Search in database (Find), Information (Home, About this database, Glossary of terms, Facts and Figures), and User (Email: [input], Log in, Remember email, My Tables, Register as new user). The main content area is titled "UNECE STATISTICAL DATABASE" and includes sorting options: Sort by: Title | Last modified | File name, and a link for Detailed view. The primary heading is "Goal 1: Eradicate extreme poverty and hunger". Below this, three targets are listed: Target 1.A: Halve, between 1990 and 2015, the proportion of people whose income is less than one dollar a day; Target 1.B: Achieve full and productive employment and decent work for all, including women and young people; and Target 1.C: Halve, between 1990 and 2015, the proportion of people who suffer from hunger.



# UNECE MDG Database of official estimates: Goal 1, Target 1A



http://w3.unece.org/pwweb/dialog/varval.asp?ma=001\_MDG\_G1T1A\_1

Statistical Database -- Unite...

Google Search More Sign In

UNECE United Nations Economic Commission for Europe

Home About UNECE Programmes Information Meetings Contact us

**Languages**  
English  
Русский

**Statistics**  
Working with member countries to strengthen official statistics

**About us**  
Meetings and papers  
Publications  
Working groups  
Links  
Contact us

**What is new?**  
**Internship with the UN?**  
We are looking for interns with programming skills to help us improve our SQL database. For more information please contact **Steven Vale** and see **our information for interns.**

**Search in database**  
Find

**Information**  
Home  
About this database  
Glossary of terms  
Facts and Figures

**User**  
Email:  
Log in  
Remember email  
My Tables  
Register as new user

**UNECE STATISTICAL DATABASE**  
Millennium Development Goals / Goal 1: Eradicate extreme poverty and hunger /



**Target 1.A: Halve, between 1990 and 2015, the proportion of people whose income is less than one dollar a day**

Information: [Information details](#) [Footnotes](#) [Marking tips](#)

You must choose at least one value from boxes coloured yellow


<b>Reporting level</b> <input checked="" type="checkbox"/> <input type="checkbox"/> Total: Selected: 0 National International	<b>Indicator</b> <input checked="" type="checkbox"/> <input type="checkbox"/> Total: Selected: 0 Population below \$1 (PPP) per day (%) Population below \$2 (PPP) per day (%) Population below national poverty line Rural population below national poverty Urban population below national poverty Population below relative national poverty Population below basic needs based n
<b>Country</b> <input checked="" type="checkbox"/> <input type="checkbox"/> Total: Selected: 0 Albania Azerbaijan Armenia Bosnia and Herzegovina Bulgaria Belarus Croatia	<b>Year</b> <input checked="" type="checkbox"/> <input type="checkbox"/> Total: Selected: 0 1991 1992 1993 1994 1995 1996 1997

Continue




# Metadata in Footnotes:

- ❖ Reference to document and original source of data
- ❖ Primary Source of the data point
- ❖ Reference period
- ❖ Exact definition
- ❖ Method used (e.g. income/consumption based, direct/indirect, regression analysis etc.)
- ❖ Any other relevant information
- ❖ **Depends on reporting of Metadata in national MDG-reports**
- ❖ At estimate level (but give per time-series)
- ❖ English and Russian version (subject to funds available)



## II) Data repository:


- ❖ All national MDG-data produced
  - Historical backup
  - Digital overview in one location (incl. time-series)
- ❖ More alternative indicators and disaggregated data
- ❖ Extensive Metadata
- ❖ More selection criteria (e.g. exact definition, level of proximity, quality indicator)
- ❖ For national and international experts, not for general public





# Metadata in Repository:

- ❖ Extended Reference to document and original source of data
- ❖ Type of source, reference period (retrospective survey data), sample size, sample population etc.
- ❖ Exact definition of data and grouping into broader concept group (proximity)
- ❖ Method used (e.g. income/consumption based, direct/indirect, regression analysis etc.)
- ❖ Indication of data quality
- ❖ More detailed descriptions & original documents
- ❖ Footnotes with link to Wiki-style web-pages





# UNECE regional MDG-database: summary of advantages

- ❖ National producers and users:
  - Regional comparison
  - Overview of national sources/estimates (might explain differences with UN-estimates) with detailed metadata
  - Comparison with official UN-estimates
  - Less data requests
- ❖ International Organizations:
  - Source of data for estimates
  - Access to additional indicators
  - Detailed Metadata and in English
- ❖ General public:
  - Regional overview of official national estimates of MDGs
- ❖ Other (expert) users:
  - Multiple estimates and sources and extensive metadata
  - Additional indicators for analysis

